

#BARGEHEAD

#BARGEHEAD

WWW.UMCMARINE.COM

**UMC**  
**MARINE**

Keel Chocks

WT-Doors

Multi-Dog Hatches

Winches

**BAIER**

WWW.BAIERMARINE.COM

Hatches + Deck Fittings + Doors



## Universal Steel Hatches

Other industry standard steel hatches available. Baier now offers a complete line of universal hatches to fit your need. These hatches are a great value.



<b>Round - T-Bolt <sup>1</sup></b>	Series UMC-430 Specs.	Clear Opening	Drawing #	Page#
	Model UMC-430-18	18" Ø	01210-101A	8
	Model UMC-430-24	24" Ø	01220-101A	8
<b>Round - Single Bolt <sup>2</sup></b>	Series UMC-540 Specs.			
	Model UMC-540-1775	20" Ø	08380-101A	10
	Model UMC-540-1975	22" Ø	08381-101A	10
<b>Round - Twist Lock <sup>3</sup></b>	Series UMC-474 Specs.			
	Model UMC-474 Flush	18.6" Ø	08640-101A	11
	Model UMC-474 5" Coaming	18.6" Ø x 5"	08641-101A	11
<b>Round - 8" Ullage <sup>4</sup></b>	Series UMC-144 Specs.			
	Model UMC-144 - 7/8" Coaming	8" Ø x 7/8"	01242-102A	12
	Model UMC-144 - 5" Coaming	8" Ø x 5"	01242-104B	12
<b>Round - 10" Ullage</b>	Series UMC-569 Specs.			
	Model UMC-569 - 5" Coaming	20" Ø	01243-101A	12
<b>Round -12" &amp; 19" Multi-Dog <sup>5</sup></b>	Series UMC-Multi Spec.			
	Model UMC-456-5 - 12" 3 Dog 5" Coaming	12" Ø x 5"	03410-101A	15
	Model UMC-343-5 - 19" 4 Dog 5" Coaming	19" Ø x 5"	01230-101A	15
<b>Oval - 15X23 Multi-Dog</b>	Series UMC-174 Specs.			
	Model UMC-174-5-RC - 4 Dog 5" Coaming	15" x 23" x 5"	01240-102A	14
	Model UMC-274-5 - 2 Dog 5" Coaming	15" x 23" x 5"	01241-105A	14
<b>Oval - 18X24 Multi-Dog</b>	Series UMC-464 Specs.			
	Model UMC-464-5 - 4 Dog 5" Coaming	18" x 24" x 5"	03800-101A	14
	Model UMC-464-5/14 - 4 Dog w/ 8" Ullage	18" x 24" x 5"	03800-135K	14

## Steel Multi-Bolt Manhole Covers

Our manholes are a great alternative to flush hatches for applications of non-frequent access. Baier offers a complete line of manholes with a configuration and hardware combination to fit your need. Please find out more about the configuration on our manhole product pages.



<b>Oval - 15X23 - 20 Bolt</b>	Series BMHC15X23 Specs.	Clear Opening	Drawing #	Page#
	Model BMHC15X23D - TAP RING	15" x 23"	08866-101D	
	Model BMHC15X23F - FLUSH SCREW	15" x 23"	08866-101F	20
	Model BMHC15X23S - WELD STUD	15" x 23"	08866-101S	21
	Model BMHC15X23Z - 3" NPT PLUG	15" x 23"	08866-101Z	
	Model BMHC15X23BZ - WELD BOLT	15" x 23"	02590-101A	22
	Model BMHC15X23BS - WELD BOLT	15" x 23"	02590-105A	22
	Model BMHC15X23x2.5BZ - RAISED	15" x 23"	02570-101A, 101S, 105S	23
<b>Oval - 15X23 - 26 Bolt</b>	Series BMHC15X23-26 Specs.			
	Model BMHC15X23-26D TAP RING	15" x 23"	02590-102SA	
	Model BMHC15X23-26F FLUSH SCREW	15" x 23"	02610-101A	20
<b>Oval - 18X24</b>	Series BMHC18X24 Specs.			
	Model BMHC18X24BZ NO WELD	18" x 24"	02600-101A	24
	Model BMHC18X24X RAISED	18" x 24"	02580-101A	26
<b>Round - 14</b>	Series BMHC14 Specs.			
	Model BMHC14BR - RAISED 2½"	14" Ø	08451-101A,B,102B	25
	Model BMHC14SS-4.5 - RAISED 4½"	14" Ø	08451-112B	25
<b>Round - 18</b>	Series BMHC18 Specs.			
	Model BMHC18BR - RAISED 2½"	18" Ø	08450-101A,B,102B	25
	Model BMHC18SS-9 - RAISED 9½"	18" Ø	08450-121B, 122B	25

For Complete Listing of Manholes - SEE MANHOLE FEATURE WORKSHEET



## Universal Steel Weathertight Doors

Reliable easy-access weathertight doors are another product line that Baier Marine now offers to the industry. All of our doors are built using high quality hardware and are available in both left and right-hand models to suit your needs.

<b>4-Dog</b>	Series UMC-WTD-4D Specs.	Clear Opening	Drawing #	Page#
<i>Right Hand</i>	Model UMC-WTD-4D-26X54R	26" x 54"	06111-101A	30
	Model UMC-WTD-4D-26X60R	26" x 60"	06111-101C	30
	Model UMC-WTD-4D-30X60R	30" x 60"	06111-101E	30
<i>Left Hand</i>	Model UMC-WTD-4D-26X54L	26" x 54"	06111-101B	30
	Model UMC-WTD-4D-26X60L	26" x 60"	06111-101D	30
	Model UMC-WTD-4D-30X60L	30" x 60"	06111-101F	30
<b>6-Dog<sup>1</sup></b>	Series UMC-WTD-6D Specs.			
<i>Right Hand</i>	Model UMC-WTD-6D-26X60R	26" x 60"	06121-101C	31
	Model UMC-WTD-6D-30X60R	30" x 60"	06121-101E	31
	Model UMC-WTD-6D-30X66R	30" x 66"	06121-101G	31
	Model UMC-WTD-6D-30X72R	30" x 72"	06121-101I	31
<i>Left Hand</i>	Model UMC-WTD-6D-26X60L	26" x 60"	06121-101D	31
	Model UMC-WTD-6D-30X60L	30" x 60"	06121-101F	31
	Model UMC-WTD-6D-30X66L	30" x 66"	06121-101H	31
	Model UMC-WTD-6D-30X72L	30" x 72"	06121-101J	31
<b>Quick Acting<sup>2</sup></b>	Series UMC-WTD-QA Specs.			
<i>Right Hand</i>	Model UMC-WTD-QA-26X60R	26" x 60"	06122-101C	32
	Model UMC-WTD-QA-30X60R	30" x 60"	06122-101E	32
	Model UMC-WTD-QA-30X66R	30" x 66"	06122-101G	32
	Model UMC-WTD-QA-30X72R	30" x 72"	06122-101I	32
<i>Left Hand</i>	Model UMC-WTD-QA-26X60L	26" x 60"	06122-101D	32
	Model UMC-WTD-QA-30X60L	30" x 60"	06122-101F	32
	Model UMC-WTD-QA-30X66L	30" x 66"	06122-101H	32
	Model UMC-WTD-QA-30X72L	30" x 72"	06122-101J	32
<b>Lever Arm<sup>3</sup></b>	Series UMC-WTD-LA Specs.			
<i>Right Hand</i>	Model UMC-WTD-LA-28X72-R	28" x 72"	06121-103A	33
	Model UMC-WTD-LA-30X72-R	30" x 72"	06121-103C	33
<i>Left Hand</i>	Model UMC-WTD-LA-28X72-L	28" x 72"	06121-103B	33
	Model UMC-WTD-LA-30X72-L	30" x 72"	06121-103D	33



6 Dog Door



QA Door



Lever Arm

## Universal Steel Kevels, Chocks, & Bitts

Standard marine industry steel casting made from ASTM A27-70-36 steel. These deck fittings are available in all sizes from small to large to suit your needs and built to handle the toughest conditions and heaviest of loads.

<b>Kevels</b>	Series UMC-Kevels Specs.	Drawing #	Page#
	Model Kevels 12", 18", 36", 42", 48", & 60"	See Details	37
	Model Kevel Chocks 24", 30", 36", 42" & 48" <sup>1</sup>	See Details	36
<b>Bitts</b>	Series UMC-Bitt Specs.	Drawing #	
	Model Single Bitt 8" & 10" <sup>2</sup>	See Details	40
	Model Single Bitt - Thru Deck 8" & 10"	See Details	40
	Model Double Bitt 8", 10", & 12" <sup>3</sup>	See Details	77
	Model Double Bitt w/ Horns 8" & 10"	See Details	77
<b>Chocks</b>	Series UMC-Chocks Specs.	Drawing #	
	Model Button Chock 6", 8", & 10" <sup>4</sup>	See Details	78
	Model Closed Chock 9", 12", & 14" <sup>5</sup>	See Details	80
	Model Open Chock 9" & 12" <sup>6</sup>	See Details	79
	Model Panama Chock 10"x14" & 12"x18"	See Details	81
	Model Mooring Eyes 8"x12" & 12"x18"	See Details	83
<b>Roller Buttons</b>	Series UMC-Roller Buttons Specs.	Drawing #	
	Model Roller Button Welded 12", 16", & 14"	See Details	84
	Model Roller Button Welded 17"	See Details	85
	Model Roller Chock 13"	See Details	86
<b>Roller Buttons</b>	Series D-Ring Specs.	Drawing #	
	Model D-Ring	See Details	82



Kevels



Single Bitts

Double Bitts



Button Chocks



Closed Chock

Open Chock

### Baier Classic HEX-Bolt Strongback

Our simplest and most popular hatch featuring the proven Baier strongback system and the classic Hex wrench mode operation. The simple mechanical design ensures operation without fail and has set the standard for marine hatches in the market since 1947.



<b>Round - Lift Out</b>	Series BFHR Specs. Model BFHR14, 16, 18, 20 Model BFHR24	Clear Opening 14, 16, 18, 20 Ø 24" Ø	Drawing # # 286-1 # 630	AL X X	ST X	Page# 58 64
<b>Oval - Lift Out</b>	Series BFHO Specs. Model BFHO15X24	15" x 24"	# 541	X	X	66
<b>Oval - Hinged</b>	Series BFHHO Specs. Model BFHHO15X24	15" x 24"	# 543-1		X	68

### Baier T-Handle Strongback

A best of both world solutions. Still featuring the strength and simplicity of the Baier strongback system but with the added convenience of a built-in recessed T-Handle. Never lose wrenches needed for operation with this completely self-contained hatch.



<b>Round - T-handle Lift Out</b>	Series BFHRTTH Specs. Model BFHRTTH8 Model BFHRTTH20	Clear Opening 6.625" Ø 20" Ø	Drawing # # 670 # 200	AL X X	ST	Page# 72 24
<b>Oval - T-handle Lift Out</b>	Series BFHOTH Specs. Model BFHOTH15X24	15" x 24"	# 500	X		76

### Baier Quick-Acting 4 Dog

Based on an industry standard this Quick Acting flush hatch also features the built-in recessed T-handle with the added function of 4-dog engagement. This proven design allows for positive verification of engagement and easy quarter-turn operation.



<b>Round - QA 4-Dog Lift Out</b>	Series BFHQTH Specs. Model BFHQTH20	Clear Opening 20" Ø	Drawing # # 810	AL X	ST	Page# 80
<b>Oval - QA 4-Dog Lift Out</b>	Series BFHQTH Specs. Model BFHQTH15X24	15" x 24"	# 800	X		82
<b>Square - QA 4-Dog Lift Out</b>	Series BFHQTH Specs. Model BFHQTH24X24	24" x 24"	# 08864-141	X		84
<b>Round - QA 4-Dog Hinged</b>	Series BFHHQTH Specs. Model BFHHQTH20	20" Ø	# 08863-104	X		88
<b>Oval - QA 4-Dog Hinged</b>	Series BFHHQTH Specs. Model BFHHQTH15X24	15" x 24"	# 08863-115	X		90
<b>Square - QA 4-Dog Hinged</b>	Series BFHHQTH Specs. Model BFHHQTH24X24	24" x 24"	# 08863-141	X		86



### Baier Low Profile

Baier low profile hatches are designed for applications where inside clearance is limited. These Light-weight, quick-acting 4-dog models are ideal for high-traffic closures where security and ease are paramount, and/or where positive engagement must be visually verifiable at a glance.



<b>Round – Low Profile QA Lift Out</b>	Series BFHLP Specs. Model BFHLP20	Clear Opening 20" Ø	Drawing # # 08864-161	AL X	ST	Page# 96
<b>Oval – Low Profile QA Lift Out</b>	Series BFHLP Specs. Model BFHLP15X24	15" x 24"	# 08864-151	X		98
<b>Square– Low Profile QA Lift Out</b>	Series BFHLP Specs. Model BFHLP24X24	24" x 24"	# 08864-171	X		100



# Baier Marine Company

## BACKGROUND

Baier is the first name associated with marine closures, having set the standard for the industry since 1947. L. S. Baier invented and patented the first flush hatch specifically designed for the rigors of the Alaska King Crab fishing fleet, and ever since the company has built and supplied closures to the greater marine industry.

**EVOLVING** from Baier Hatch Co. In 2007, the company re-incorporated under new ownership as the **BAIER MARINE COMPANY**. We expanded our marine closures line to include multi-bolt manholes, steel hatches, marine steel doors, and we added tug-and-barge grade deck fittings.



## ENGINEERED DESIGN

All Baier Marine designs have been engineered to the exacting demands of the commercial marine environment. Baier's world-class manufacturing supply chain provides end-to-end Quality Assurance to deliver the highest quality product to our customers.

## AVAILABLE

When you need them, we have them. Whether direct-ship from Baier or available through our network of fine dealers and stocking distributors. We strive to keep a high level of product available in stock throughout our distribution network.

## HEADQUARTERED IN USA

Baier's Corporate Office, Engineering, Sales, Logistics and Warehouse operations are located under one roof in **Costa Mesa, California**.

## BAIER EQUIPMENT USED WORLDWIDE

Our closures and deck fittings are widely **employed in workboats** around the globe: commercial fishing vessels, tugs, barges, patrol boats, and specialty marine craft in both government and private sectors.



## QUALITY MATERIALS

The Baier Flush Hatch product line is available in high-strength **Cast Aluminum** with stainless fittings, as well as cast, heat-treated and hot dip **Galvanized Steel** models. Many models are also available in cast or fabricated **Stainless Steel**.

## BROAD PRODUCT LINE

Our quick-open, positive-lock **Flush Hatches** are available in round, oval, and square configurations, with lift-out or hinged options, and a range of pre-cut coaming heights. Economical steel and stainless **Universal Hatches** for barge use come in a range of standard sizes. Our **Multi-bolt Manhole** selection is an unparalleled offering of over 20 models. Fabricated **Marine Steel Doors** come in 22 sizes. We have load-rated **Deck Fittings**: Kevels up to 48" chocks, bitts, double-bitts, eyes, roller buttons, etc – tailored for tug and barge use.





# Universal Steel Hatches

---

# Flush Watertight T-Bolt Hatch

**UMC**  
MARINE

## Flush T-Bolt

**UMC-430**


This industry standard steel enclosure features a proven strongback style design and is operated by a single T-Bolt. Its easy operation facilitates convenient use while maintaining a near flush profile.

### Features:

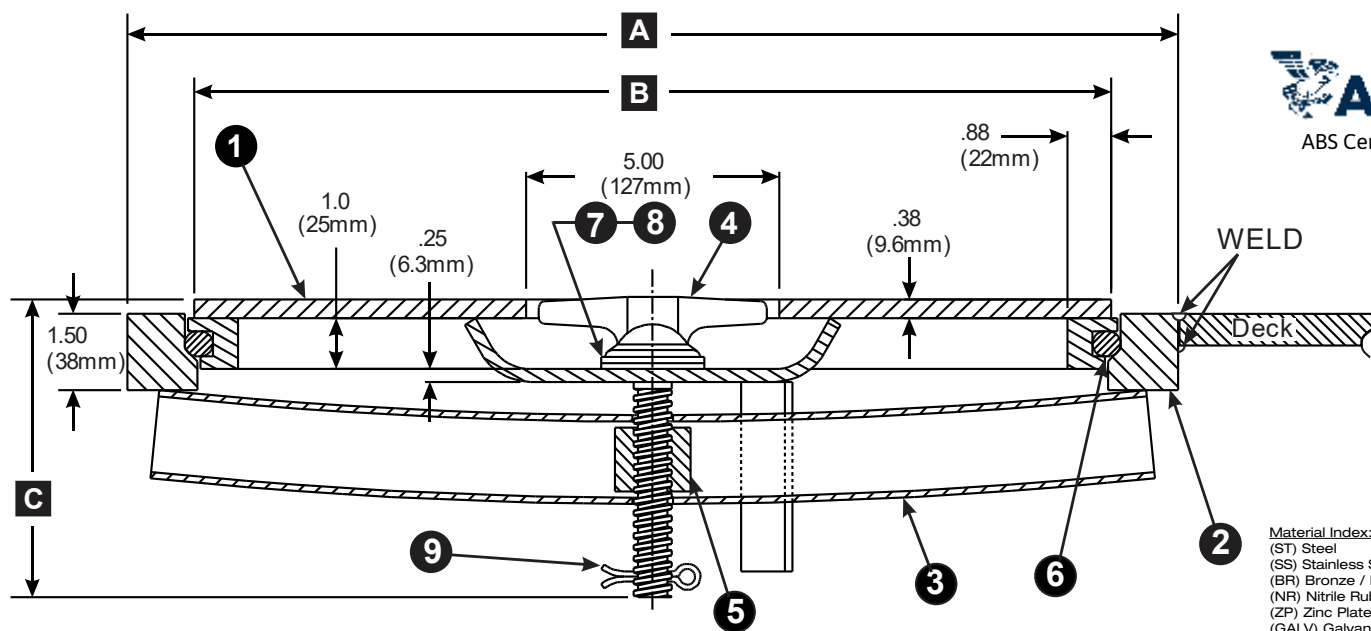
- T-Bolt - Stainless Steel
- Thread Block - Brass
- Strongback - Galvanized Steel
- Gasket - Nitrile Rubber
- Washer - Brass
- T-Bolt Gasket - Nitrile Rubber
- Cotter Pin - Stainless Steel
- Made from high strength 3/8" steel for better impact resistance.
- No tools required, single bolt T-Bolt for secure engagement.
- Stainless steel T-Bolt and Brass Thread block uses dissimilar metals to prevent galling and ensure trouble-free operation.
- Nitrile rubber gaskets ensure water-tight design.
- Meets ABS (American Bureau of Shipping) requirements for design and materials.

Flush T-Bolt hatches are typically found along the gunnels of a barge as well as on the bow/ stern and on top of cargo compartments or tanks. They are used to access wing tanks, the rake compartment, cargo compartments etc. for venting, filling, and inspecting.

Steel (ASTM A36)  
Painted Primer Grey or Galvanized



Model Number	Part Number	Description	Clear Opening In. (mm)	Weight Total Lbs (Kgs.)	Cutout Dimension in. (mm)
UMC-430-18	01210-101A	Flush 18" T-Bolt Hatch	18" (457)	81 (37)	20.75" (527)
UMC-430-18-GAL	01210-101B	Flush 18" T-Bolt Hatch (Galvanized)	18" (457)	81 (37)	20.75" (527)
UMC-430-18-SS	01210-101S	Flush 18" T-Bolt Hatch (Stainless Steel)	18" (457)	81 (37)	20.75" (527)
UMC-430-24	01220-101A	Flush 24" T-Bolt Hatch	24" (508)	120 (54)	26.75" (679)



**Material Index:**  
(ST) Steel  
(SS) Stainless Steel  
(BR) Bronze / Brass  
(NR) Nitrile Rubber  
(ZP) Zinc Plated Steel  
(GALV) Galvanized Steel

Model Number	Part Number	A in. (mm)	B in. (mm)	C in. (mm)	1-Cover	2-Deck Ring	3-Strong back	4-T-Handle	5-Block Nut	6-Gasket	7-Washer	8-Gasket	9-Cotter
UMC-430-18	01210-101A	20.76" (527)	18.13" (460)	5.89" (150)	01210-203A (ST)	01210-203A (ST)	01210-202A (GALV)	01210-201A (SS)	01210-803A (BR)	01210-702A (NR)	3/4 ID X 1-7/8 OD (BR)	01210-701A (NR)	3/16" X 1-1/4" (SS)
UMC-430-18-GAL	01210-101B	20.76" (527)	18.13" (460)	5.89" (150)	01210-203B (GALV)	01210-203B (GALV)	01210-202A (GALV)	01210-201A (SS)	01210-803A (BR)	01210-702A (NR)	3/4 ID X 1-7/8 OD (BR)	01210-701A (NR)	3/16" X 1-1/4" (SS)
UMC-430-18-SS	01210-101S	20.76" (527)	18.13" (460)	5.89" (150)	(SS)	(SS)	01210-202A (GALV)	01210-201A (SS)	01210-803A (BR)	01210-702A (NR)	3/4 ID X 1-7/8 OD (BR)	01210-701A (NR)	3/16" X 1-1/4" (SS)
UMC-430-24	01220-101A	26.76" (679)	23.88" (607)	5.76" (146)	01220-203A (ST)	01220-203A (ST)	01220-202A (GALV)	01210-201A (SS)	01210-803A (BR)	01220-701A (NR)	3/4 ID X 1-7/8 OD (BR)	01210-701A (NR)	3/16" X 1-1/4" (SS)

**UMC Marine** | A division of Universal Motion Components Co., Inc.

8 September 4, 2025 9:19 AM

EMAIL US  
[sales@umcmarine.com](mailto:sales@umcmarine.com)

VISIT US ONLINE  
[umcmarine.com](http://umcmarine.com)

CALL US  
**714 437 9600**

FAX US  
**714 437 9700**



# Flush Watertight T-Bolt Hatch

**UMC**  
MARINE

## Flush T-Bolt Cover Assembly

**UMC-430A**

This industry standard steel enclosure features a proven strongback style design and is operated by a single T-Bolt. Its easy operation facilitates convenient use while maintaining a near flush profile.

### Features

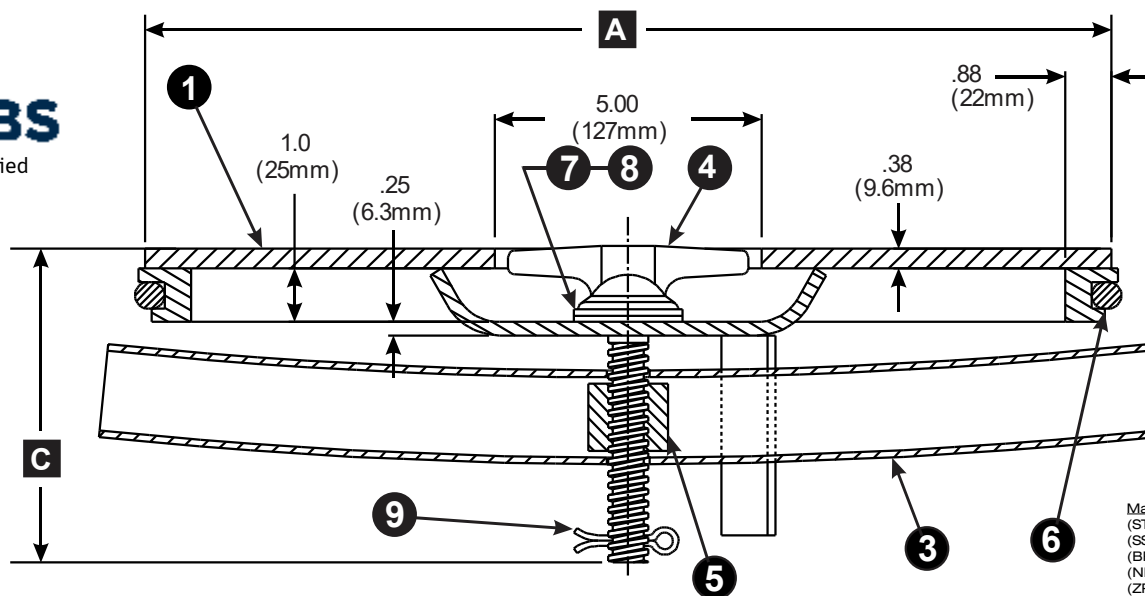
- T-Bolt - Stainless Steel
- Thread Block - Brass
- Strongback - Galvanized Steel
- Gasket - Nitrile Rubber
- Washer - Brass
- T-Bolt Gasket - Nitrile Rubber
- Cotter Pin - Stainless Steel
- Made from high strength 3/8" steel for better impact resistance.
- No tools required, single bolt T-Bolt for secure engagement.
- Stainless steel T-Bolt and Brass Thread block uses dissimilar metals to prevent galling and ensure trouble-free operation.
- Nitrile rubber gaskets ensure water-tight design.
- Meets ABS (American Bureau of Shipping) requirements for design and materials.

Flush T-Bolt hatches are typically found along the gunnels of a barge as well as on the bow/ stern and on top of cargo compartments or tanks. They are used to access wing tanks, the rake compartment, cargo compartments etc. for venting, filling, and inspecting.

Steel (ASTM A36)  
Painted Primer Grey



Model Number	Part Number	Description	Clear Opening In. (mm)	Weight Total Lbs (Kgs.)
UMC-430-18A	04210-101A	Flush 18" T-Bolt Cover Assembly	18" (457)	49 (22)
UMC-430-18B	04210-101B	Flush 18" T-Bolt Cover Assembly (Galvanized)	18" (457)	49 (22)
UMC-430-24A	01220-102A	Flush 24" T-Bolt Cover Assembly	24" (508)	78 (35)



Material Index:  
(ST) Steel  
(SS) Stainless Steel  
(BR) Bronze / Brass  
(NR) Nitrile Rubber  
(ZP) Zinc Plated Steel  
(GALV) Galvanized Steel

Model Number	Part Number	A in. (mm)	B in. (mm)	1- Cover	2-Deck Ring	3-Strong back	4-T-Handle	5-Block Nut	6-Center Bolt Gasket	7-Washer	8-Gasket	9-Cotter
UMC-430-18A	04210-101A	18.13" (460)	5.89" (150)	01210-203A (ST)	N/A	01210-202A (GALV)	01210-201A (SS)	01210-803A (BR)	01210-702A (NR)	3/4 ID X 1-7/8 OD (BR)	01210-701A (NR)	3/16" X 1-1/4" (SS)
UMC-430-18B	04210-101B	18.13" (460)	5.89" (150)	01210-203B (GALV)	N/A	01210-202A (GALV)	01210-201A (SS)	01210-803A (BR)	01210-702A (NR)	3/4 ID X 1-7/8 OD (BR)	01210-701A (NR)	3/16" X 1-1/4" (SS)
UMC-430-24A	01220-102A	23.88" (607)	5.76" (146)	01220-203A(ST)	N/A	01210-202A (GALV)	01210-201A (SS)	01210-803A (BR)	01210-702A (NR)	3/4 ID X 1-7/8 OD (BR)	01210-701A (NR)	3/16" X 1-1/4" (SS)

# Single Bolt Hatches



## Raised Single Bolt Hatch

**UMC-540**

This industry standard steel enclosure features a strongback style design and is operated by a single 7/8" stainless steel bolt. Its easy operation facilitates convenient use while providing a secure hatch.

### Features

- Hex Head Bolt - Stainless Steel
- Keeper Chain - Galvanized Steel
- Hinge Pins - Steel
- Cotter Pins - Stainless Steel
- Washer - Brass
- Washer Gasket - Neoprene
- Hatch Gasket - Neoprene
- Meets ABS (American Bureau of Shipping) requirements for design and materials.

Raised single bolt hatches are typically found along the gunnels of a barge as well as on the bow/ stern and on top of cargo compartments or tanks. They are used to access wing tanks, the rake compartment, cargo compartments etc. for venting, filling, and inspecting.

Steel (ASTM A36)  
Painted Primer Grey

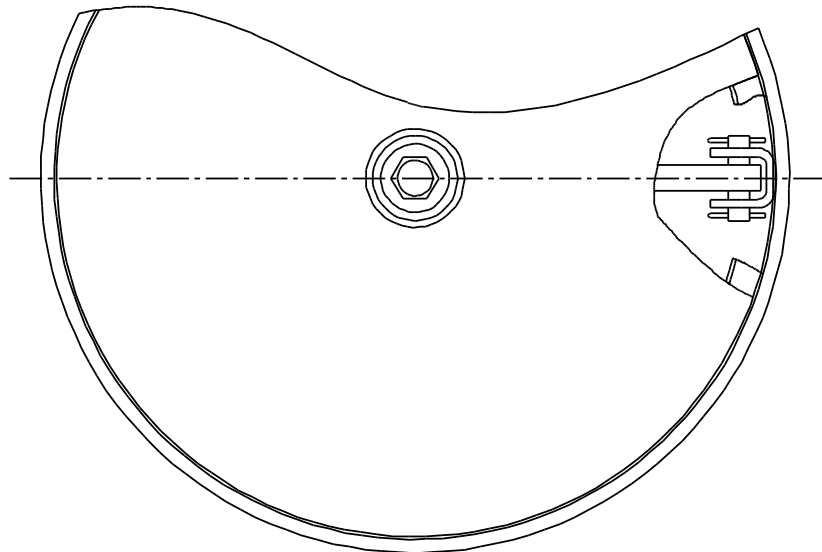
Stainless steel bolt and steel strongback provide dissimilar metals to prevent galling and ensure trouble free operation.  
Neoprene gaskets ensure water tight design.  
Galvanized keeper chain ensures covers stay attached and never get lost.



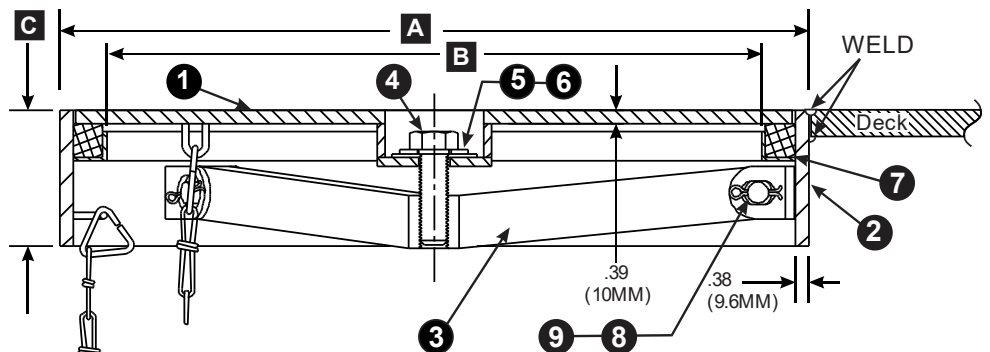
Model Number	Part Number	Description	Clear Opening In. (mm)	Weight Total Lbs (Kgs.)	Cutout Dimension in. (mm)
UMC-540-1775	08380-101A	Raised 20" Round Single Bolt Watertight Hatch	17.75" (451)	70 (32)	20" (508)
UMC-540-1975	08381-101A	Raised 22" Round Single Bolt Watertight Hatch	19.75" (502)	75 (34)	22" (559)



Model Number	UMC-540-1775	UMC-540-1975
Part Number	08380-101A	08381-101A
A in. (mm)	20" (508)	22" (559)
B in. (mm)	17.55" (446)	19.55" (497)
C in. (mm)	4" (102)	4" (102)
1-Cover	08380-401A (ST)	08381-401A (ST)
2-Coaming	08380-402A (ST)	08381-402A (ST)
3-Strongback	08380-403A (ST)	08381-403A (ST)
4-Center Bolt	7/8-9 X 2.5 (SS)	7/8-9 X 2.5 (SS)
5-Washer	08381-805A (BR)	08381-805A (BR)
6-Center Gasket	08381-702A (NR)	08381-702A (NR)
7-Gasket	08380-701A (NR)	08381-701A (NR)
8-Pin	08381-201A (ST)	08381-201A (ST)
9-Cotter Pin	7/64 X 1.5 (SS)	7/64 X 1.5 (SS)



Material Index:  
(ST) Steel  
(SS) Stainless Steel  
(BR) Bronze / Brass  
(NR) Nitrile Rubber  
(ZP) Zinc Plated Steel



**UMC Marine** | A division of Universal Motion Components Co., Inc.

10 September 4, 2025 9:19 AM

EMAIL US  
[sales@umcmarine.com](mailto:sales@umcmarine.com)

VISIT US ONLINE  
[umcmarine.com](http://umcmarine.com)

CALL US  
**714 437 9600**

FAX US  
**714 437 9700**



# Twist Lock Hatches



## Twist Lock Hatch

**UMC-474**

The Twist Lock hatch is a simple proven design for hatch enclosures. The twist engagement method for securing this hatch makes this the simplest hatch to operate. This hatch is made from high strength cast steel with reinforced ribs. Built-in lift-out handles are molded into the cover plate for convenience. It is available Flush or with a Raised Coaming.

### Features

- Gasket - Nitrile Rubber
- Chain - Galvanized Steel
- Coaming (Optional) - Steel

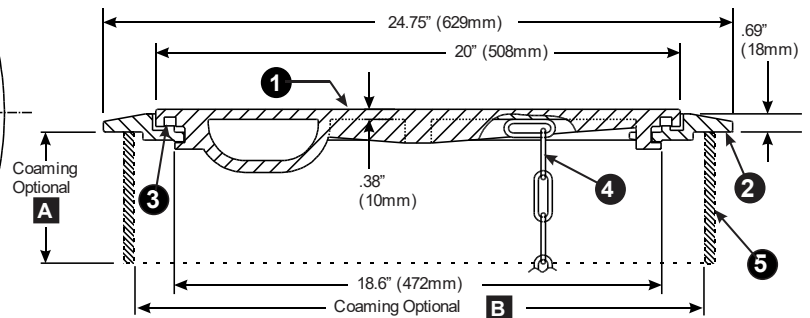
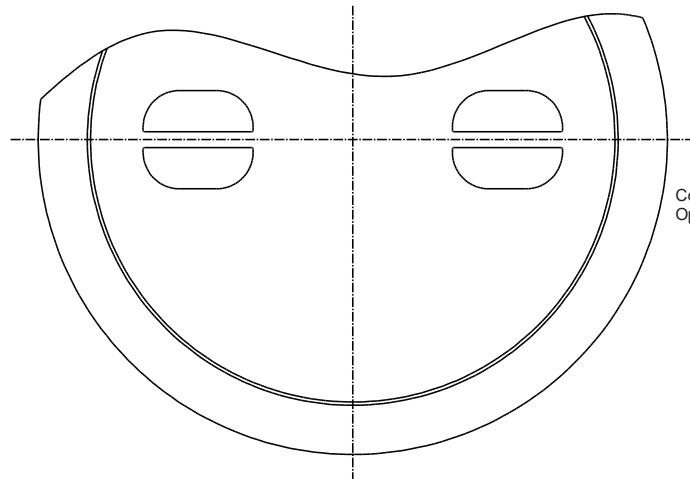
Twist lock hatches are typically found along the gunnels of a barge as well as on the bow/ stern and on top of cargo compartments or tanks. They are used to access wing tanks, the rake compartment, cargo compartments etc. for venting, filling, and inspecting.



Model Number	Part Number	Description	Clear Opening In. (mm)	Weight Total Lbs (Kgs.)	Cutout Dimension in. (mm)
UMC-474	08640-101A	Flush 18" Round Twist Lock Hatch	18.6" (472)	85 (39)	24.75" (629)
UMC-474-5	08641-101A	Raised 18" Round Twist Lock Hatch W/ 5" Coaming	18.6" (472)	118 (54)	24.75" (629)

ASTM A27-70-36 Cast Steel  
Painted Primer Grey

High strength cast steel construction.  
Lift-out grab handles cast into cover.  
Reinforced steel ribs on cover to provide greater impact resistance.  
Galvanized keeper chain ensures the cover stays attached and will never get lost.



**Material Index:**  
(ST) Steel  
(SS) Stainless Steel  
(BR) Bronze / Brass  
(NR) Nitrile Rubber  
(ZP) Zinc Plated Steel  
(GALV) Galvanized Steel

Model Number	Part Number	A in. (mm)	B. in (mm)	1-Cover	2-Deck Ring	3-Gasket	4-Chain	5-Coaming
UMC-474	08640-101A	N/A	N/A	08640-201A (ST)	08640-202A (ST)	08640-701A (NR)	08640-801A (GALV)	N/A
UMC-474-5	08641-101A	5" (127)	21.75" (552)	08640-201A (ST)	08640-202A (ST)	08640-701A (NR)	08640-801A (GALV)	08641-201A (ST)

## Raised 8" and 10" Ullage Hatches

## UMC-144, UMC-569

The Ullage hatch is a strong and secure method of enclosing a tank compartment while still providing easy single bolt operation for inspection or measuring of cargo. Available in 8" and 10" diameters.

### Features

- Tumble Bolt - Bronze
- Dog Handle - Steel
- Lug Bolt 5/8-11 - Bronze
- Lug Nut 5-8-11 - Stainless Steel
- Washer - Stainless Steel
- Gasket - Nitrile Rubber

Ullage hatches are commonly found welded to the top of a raised watertight hatch or on top of the cargo compartments of tank barges. They are typically used as a vent or an inspection port to measure or verify cargo as well as fill a tank.

Cover: ASTM- A27- 60-30 Cast Steel  
Coaming: Steel (ASTM A36)  
Painted Primer Grey

Various standard coaming heights available (Custom coaming heights available upon request).

Other gasket material available upon request.

Various hardware options available:

- Steel, Stainless Steel, & Bronze Dog Handles (available with or without grease fittings).
- Bronze & Stainless Steel Tumble Bolts.
- Lug Bolts and nuts made from dissimilar metals to prevent galling and corrosion.

Flame screens available upon request (sold separately).



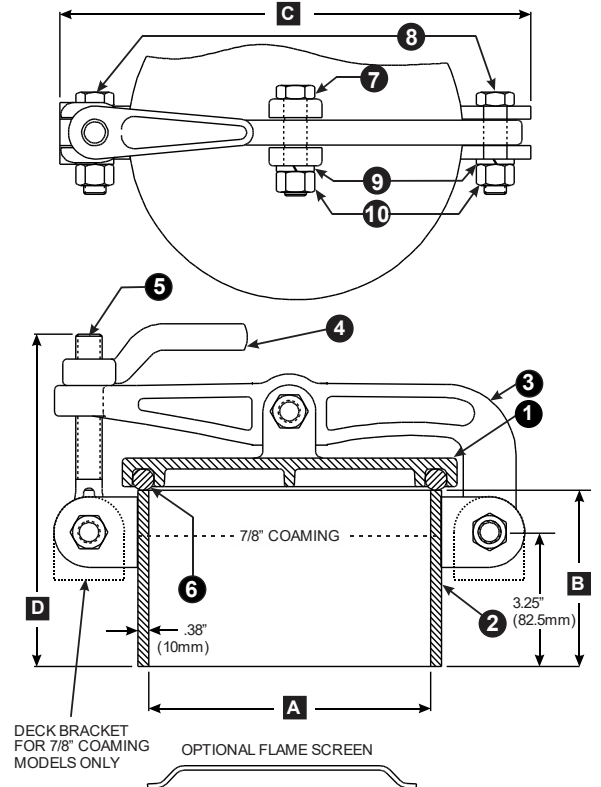
Model Number	Part Number	Description	Clear Opening In. (mm)	Weight Total Lbs (Kgs.)
UMC-144	01242-102A	8" Round Ullage w/ 7/8" Coaming	8" (203)	21 (10)
UMC-144-SS	01242-102S	8" Round Ullage w/ 7/8" Coaming (Stainless Steel)	8" (203)	21 (10)
UMC-144-5	01242-104B	8" Round Ullage w/ 5" Coaming	8" (203)	33 (15)
UMC-144-5-SS	01242-104S	8" Round Ullage w/ 5" Coaming (Stainless Steel)	8" (203)	33 (15)
UMC-144-12	01242-116A	8" Round Ullage w/ 12" Coaming	8" (203)	49 (22)
UMC-569-5	01243-101A	10" Round Ullage w/ 5" Coaming	10" (254)	40 (18)
UMC-569-5-SS	01243-101S	10" Round Ullage w/ 5" Coaming (Stainless Steel)	10" (254)	40 (18)



Model Number	UMC-144	UMC-144-5	UMC-144-12	UMC-144-SS	UMC-144-5-SS	UMC-569-5	UMC-569-5-SS
Part Number	01242-102A	01242-104B	01242-116A	01242-102S	01242-104S	01243-101A	01243-101S
A in. (mm)	8" (203)	8" (203)	8" (203)	8" (203)	8" (203)	10.12" (257)	10.12" (257)
B in. (mm)	7/8" (22)	5" (127)	12" (305)	7/8" (22)	5" (127)	5" (127)	5" (127)
C in. (mm)	14" (356)	14" (356)	14" (356)	14" (356)	14" (356)	15.47" (392)	15.47" (392)
D in. (mm)	6.68" (162)	9.38" (238)	16.38" (416)	6.38" (162)	9.38" (238)	9.38" (238)	9.38" (238)
1- Cover	01242-302A (ST)	01242-302A (ST)	01242-302A (ST)	01242-302B (SS)	01242-302B (SS)	01243-301A (ST)	01243-301B (SS)
2- Coaming	01242-201A (ST)	01242-404A (ST)	01242-401A (ST)	01242-201B (SS)	(SS)	01243-201A (ST)	01243-201B (SS)
3-Arm	01240-301A (ST)	01242-305A (ST)	01242-305A (ST)	01242-301B (SS)	01242-301B (SS)	01243-302A (ST)	01243-302B (SS)
4-Dog Handle	01240-302A (BR)	01240-312A w/Zerk (ST)	01240-302A (ST)	01240-302C (SS)	01240-302C (SS)	01240-302C (SS)	01240-302C (SS)
5-Tumble Bolt	01240-201A (BR)	01240-210A (BR)	01240-210A (BR)	01240-201 (BR)	01240-201 (BR)	01240-210B (SS)	01240-210A (BR)
6-Gasket	01242-701A (NR)	01242-701A (NR)	01242-701A (NR)	01242-701A (NR)	01242-701A (NR)	01243-702B & 701B (NR)	01243-702B & 701B (NR)
7-Arm Bolt	5/8-11 x 2-3/4 (ZP)	5/8-11 x 2-3/4 (SS)	5/8-11 x 2-3/4 (BR)	M16-2 x 65 mm (SS)	M16-2 x 65 mm (SS)	5/8-11 x 2-3/4 (SS)	5/8-11 x 2-3/4 (SS)
8-Hing Bolt	5/8-11 x 2-1/2 (ZP)	5/8-11 x 2-1/2 (SS)	5/8-11 x 2-1/2 (BR)	M16-2 x 70 mm (SS)	M16-2 x 70 mm (SS)	5/8-11 x 2-1/2 (SS)	5/8-11 x 2-1/2 (SS)
9-Lock Washer	5/8 (SS)	5/8 (SS)	5/8 (SS)	5/8 (SS)	5/8 (SS)	5/8 (SS)	5/8 (SS)
10-Nut	5/8-11 (SS)	5/8-11 (SS)	5/8-11 (SS)	M16-2 (BR)	M16-2 (BR)	5/8-11 (SS)	5/8-11 (SS)
Flame Screen	01242-203A (SS)	01242-203A (SS)	01242-203A (SS)	01242-203A (SS)	01242-203A (SS)	01243-202A (SS)	01243-202A (SS)

### Material Index:

(ST) Steel (BR) Bronze / Brass (ZP) Zinc Plated Steel  
(SS) Stainless Steel (NR) Nitrile Rubber





# Raised Watertight Hatches

**UMC**  
MARINE

## 2-Dog Oval

Raised watertight hatches are strong and secure enclosures designed to be easily accessed when needed. They are universally used on all types of commercial vessels from tank barges, hopper barges, box barges and push-boats to OSVs and larger commercial vessels. Their simple design and quality steel construction help them meet long range trouble-free service requirements in the harshest environments.

### Features

- Gasket - Nitrile Rubber
- Removable Hinge Pins
- Available with 12" Coaming & 24" Coaming
- All of our raised watertight hatches meet ABS (American Bureau of Shipping) requirements for design and materials.

Raised watertight hatches are typically found along the gunnels of a barge as well as on the bow/ stern and on top of cargo compartments or tanks. They are used to access wing tanks, the rake compartment, cargo compartments etc. for venting, filling, and inspecting.

Steel (ASTM A36)

Painted Primer Grey

Other gasket material available upon request.

Various hardware options available:

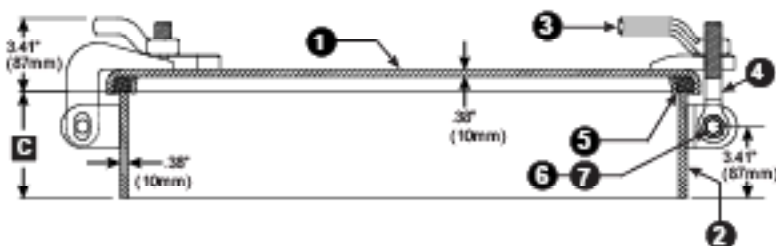
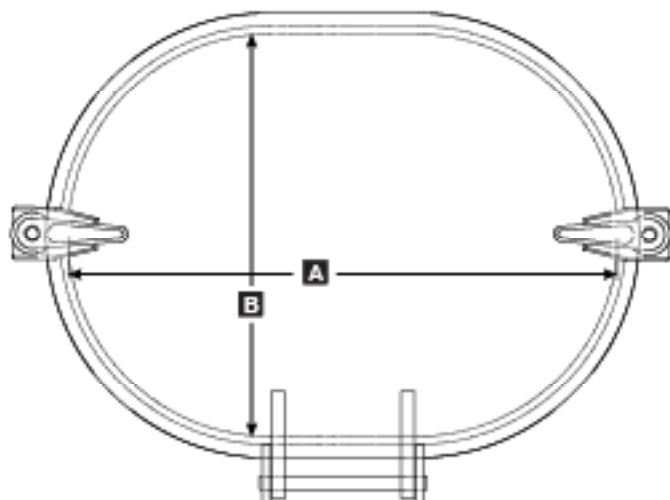
- Standard hardware Bronze Tumble-Bolt, Steel Dog Handle.
- Premium Hardware: Stainless Steel Tumble Bolts, Stainless Steel Dog handles
- Lug Bolts and nuts made from dissimilar metals to prevent galling and corrosion.

Flame screens available upon request (sold separately).

## UMC-774-5



Model Number	Part Number	Description	Clear Opening In. (mm)	Weight Total Lbs (Kgs.)
UMC-774-5	01241-110A	Standard Hardware	15" x 23" (380 x 584)	91 (41)
UMC-774-5 SS-HDWR	01241-110B	Premium Hardware Stainless Steel	15" x 23" (380 x 584)	91 (41)
UMC-774-5 SS	01241-110C	All Stainless Steel Material Stainless Steel Hardware	15" x 23" (380 x 584)	91 (41)



Material Index:  
(ST) Steel  
(SS) Stainless Steel  
(BR) Bronze / Brass  
(NR) Nitrile Rubber  
(ZF) Zinc Plated Steel

Model Number	Part Number	A In. (mm)	B In. (mm)	C In. (mm)	1-Cover	2-Coaming	3-Dog Handle	4-Tumble Bolt	5-Gasket	6-Bolt	7-Nut	Flame Screen
UMC-774-5	01241-110A	23.06" (586)	15.06" (383)	5" (127)	01241-105A (ST)	01240-220A (ST)	01240-302A (ST)	01240-207A (BR)	01241-701A (NR)	5/8-11 x 2-1/4 (ZF)	5/8-11 (ZF)	01240-215A (SS)
UMC-774-5 SS-HDWR	01241-110B	23.06" (586)	15.06" (383)	5" (127)	01241-105A (ST)	01240-220A (ST)	01240-302C (SS)	01240-207B (SS)	01241-701A (NR)	5/8-11 x 2-1/4 (ZF)	5/8-11 x 2-1/4 (ZF)	01240-215A (SS)
UMC-774-5-SS	01241-110C	23.06" (586)	15.06" (383)	5" (127)	01241-105B (SS)	01240-220B (SS)	01240-302C (SS)	01240-207B (SS)	01241-701A (NR)	5/8-11 x 2-1/4 (SS)	5/8-11 x 2-1/4 (SS)	01240-215A (SS)

# Raised Watertight Hatches



## 4-Dog Oval

Raised watertight hatches are strong and secure enclosures designed to be easily accessed when needed. They are universally used on all types of commercial vessels from tank barges, hopper barges, box barges and push-boats to OSVs and larger commercial vessels. Their simple design and quality steel construction help them meet long range trouble-free service requirements in the harshest environments.

### Features

- Gasket - Nitrile Rubber
- Removable Hinge Pins
- Available with 12" Coaming & 24" Coaming
- All of our raised watertight hatches meet ABS (American Bureau of Shipping) requirements for design and materials.

Raised watertight hatches are typically found along the gunnels of a barge as well as on the bow/ stern and on top of cargo compartments or tanks. They are used to access wing tanks, the rake compartment, cargo compartments etc. for venting, filling, and inspecting.

Steel (ASTM A36)  
Painted Primer Gray

Other gasket material available upon request.

Various hardware options available:

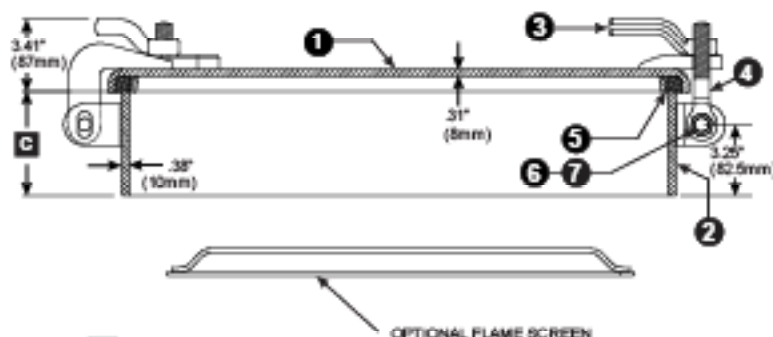
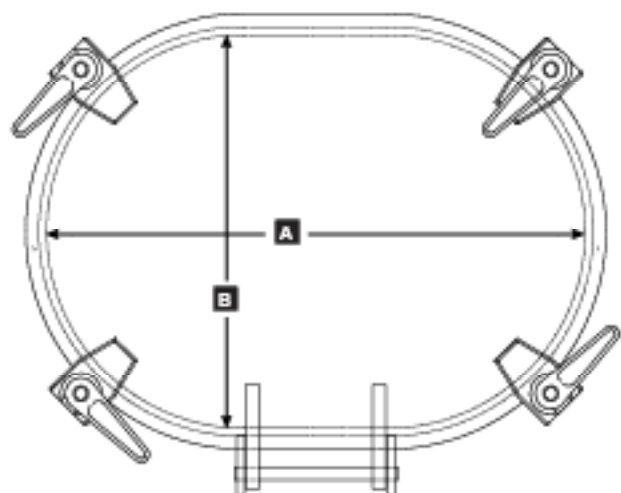
- Standard hardware Bronze Tumble-Bolt, Steel Dog Handle.
- Premium Hardware: Stainless Steel Tumble Bolts, Stainless Steel Dog handles
- Lug Bolts and nuts made from dissimilar metals to prevent galling and corrosion.

Rame screens available upon request (sold separately).

## UMC-174-5, UMC-464-5



Model Number	Part Number	Description Watertight Hatch Raised 4 Dog	Clear Opening In. (mm)	Weight Total Lbs (Kgs.)
UMC-174-5	01240-110A	Standard Hardware 15x23	15" x 23" (380 x 584)	98 (44)
UMC-174-5-SS HDWR	01240-110B	Premium Hardware 15x23 Stainless Steel	15" x 23" (380 x 584)	98 (44)
UMC-174-5-SS	01240-110C	All Stainless Steel 15x23 Stainless Steel Hardware	15" x 23" (380 x 584)	98 (44)
UMC-464-5*	03800-100A	Standard Hardware 18x24	18" x 24" (457 x 610)	106 (48)
UMC-464-5-SS HDWR*	03800-100B*	Premium Hardware 18x24 Stainless Steel	18" x 24" (457 x 610)	106 (48)
UMC-464-5-SS*	03800-100C*	All Stainless Steel 18x24 Stainless Steel Hardware	18" x 24" (457 x 610)	106 (48)



Material Index:  
(ST) Steel  
(SS) Stainless Steel  
(SP) Bronze / Brass  
(NR) Nitrile Rubber  
(ZP) Zinc Plated Steel

Model Number	Part Number	A In. (mm)	B In. (mm)	C In. (mm)	1-Cover	2-Coaming	3-Dog Handle	4-Tumble Bolt	5-Gasket	6-Bolt	7-Nut	Flame Screen
UMC-174-5	01240-110A	23.06" (586)	15.06" (383)	5" (127)	01240-103A (ST)	01240-220A (ST)	01240-302A (ST)	01240-207A (BR)	01241-702A (NR)	5/8-11 x 2-1/4 (2")	5/8-11 (SS)	01240-215A (SS)
MC-174-5-SS HDWR	01240-110B	23.06" (586)	15.06" (383)	5" (127)	01240-103A (ST)	01240-220A (ST)	01240-302C (SS)	01240-207B (SS)	01241-702A (NR)	5/8-11 x 2-1/4 (SS)	5/8-11 (SS)	01240-215A (SS)
UMC-174-5-SS	01240-110C	23.06" (586)	15.06" (383)	5" (127)	01240-103B (SS)	01240-220B (SS)	01240-302C (SS)	01240-207B (SS)	01241-702A (NR)	5/8-11 x 2-1/4 (SS)	5/8-11 (SS)	01240-215A (SS)
UMC-464-5*	03800-100A*	24.35" (617)	16.31" (415)	5" (127)	03800-101A-R (ST)	03800-230A (ST)	01240-302A (ST)	01240-201A (BR)	03800-701A (NR)	5/8-11 x 2-1/4 (2")	5/8-11 (SS)	03800-215A (SS)
UMC-464-5-SS HDWR*	03800-100B*	24.35" (617)	16.31" (415)	5" (127)	03800-101A-R (ST)	03800-230A (ST)	01240-302C (SS)	01240-207B (SS)	03800-701A (NR)	5/8-11 x 2-1/4 (SS)	5/8-11 (SS)	03800-215A (SS)
UMC-464-5-SS*	03800-100C*	24.35" (617)	16.31" (415)	5" (127)	03800-101B-R (SS)	03800-230B (SS)	01240-302C (SS)	01240-207B (SS)	03800-701A (NR)	5/8-11 x 2-1/4 (SS)	5/8-11 (SS)	03800-215A (SS)

UMC Marine | A division of Universal Motion Components Co., Inc.

14 August 6, 2025 12:43 PM

EMAIL US  
sales@umcmarine.com

VISIT US ONLINE  
umcmarine.com

CALL US  
714 437 9600

FAX US  
714 437 9700

# Raised Watertight Hatches



## 4-Dog Round

Raised watertight hatches are strong and secure enclosures designed to be easily accessed when needed. They are universally used on all types of commercial vessels from tank barges, hopper barges, box barges and push-boats to OSVs and larger commercial vessels. Their simple design and quality steel construction help them meet long range trouble-free service requirements in the harshest environments.

### Features

- Gasket - Nitrile Rubber
- Removable Hinge Pins
- Available with 12" Coaming & 24" Coaming
- All of our raised watertight hatches meet ABS (American Bureau of Shipping) requirements for design and materials.

Raised watertight hatches are typically found along the gunnels of a barge as well as on the bow/ stern and on top of cargo compartments or tanks. They are used to access wing tanks, the rake compartment, cargo compartments etc. for venting, filling, and inspecting.

Steel (ASTM A36)  
Painted Primer Gray

Other gasket material available upon request.

Various hardware options available:

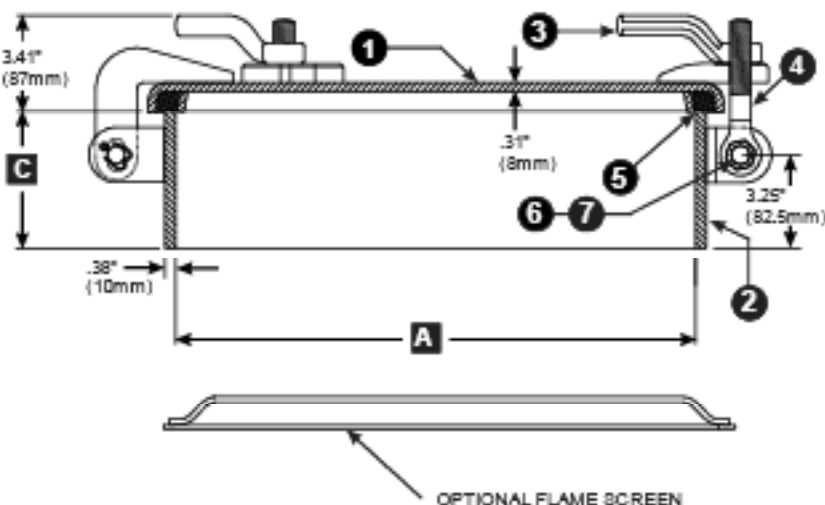
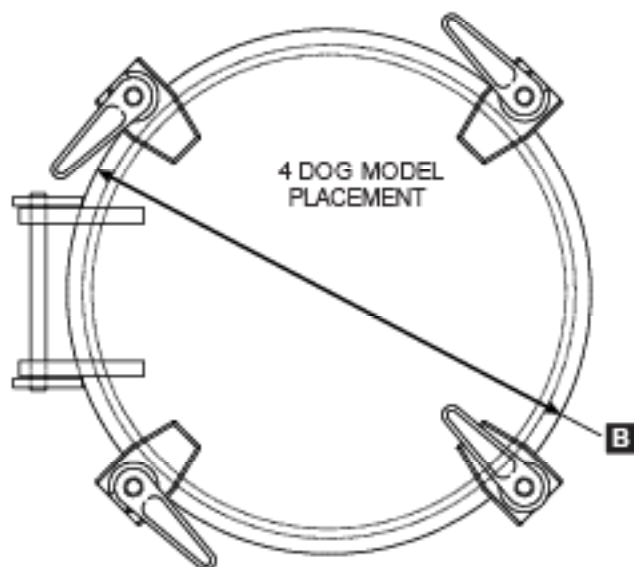
- Standard hardware Bronze Tumble-Bolt, Steel Dog Handle.
- Premium Hardware: Stainless Steel Tumble Bolts, Stainless Steel Dog handles
- Lug Bolts and nuts made from dissimilar metals to prevent galling and corrosion.

Flame screens available upon request (sold separately).

## UMC-343-5



Model Number	Part Number	Description	Clear Opening In. (mm)	Weight Total Lbs (Kgs.)
UMC-343-5	01230-110A	Raised 4 Dog 19" Round Standard Hardware	19" (483)	92 (42)
UMC-343-5-SS HDWR	01230-110B	Raised 4 Dog 19" Round Premium Hardware	19" (483)	92 (42)
UMC-343-5-SS	01230-110C	All Stainless Steel Material Stainless Steel Hardware	19" (483)	92 (42)



Material Index:  
(ST) Steel  
(SS) Stainless Steel  
(BR) Bronze / Brass  
(NR) Nitrile Rubber  
(ZP) Zinc Plated Steel

Model Number	Part Number	A In. (mm)	B In. (mm)	C In. (mm)	1-Cover	2-Coaming	3-Dog Handle	4-Tumble Bolt	5-Gasket	6-Bolt	7-Nut	Flame Screen
UMC-343-5	01230-110A	19" (483)	21" (533)	5" (127)	01231-101A-R (ST)	01230-220A (ST)	01240-302A (ST)	01240-207A (ST)	01241-701A (NR)	5/8-11 x 2-1/4 (ZP)	5/8-11 (ZP)	
UMC-343-5-SS HDWR	01230-110B	19" (483)	21" (533)	5" (127)	01231-101A-R (ST)	01230-220A (ST)	01240-302C (SS)	01240-207B (SS)	01241-701A (NR)	5/8-11 x 2-1/4 (SS)	5/8-11 (SS)	
UMC-343-5-SS	01230-110C	19" (483)	21" (533)	5" (127)	01231-101B-R (SS)	01230-220B (SS)	01240-302C (SS)	01240-207B (SS)	01241-701A (NR)	5/8-11 x 2-1/4 (SS)	5/8-11 (SS)	

# Raised Watertight Hatches



## 3-Dog Round

Raised watertight hatches are strong and secure enclosures designed to be easily accessed when needed. They are universally used on all types of commercial vessels from tank barges, hopper barges, box barges and push-boats to OSVs and larger commercial vessels. Their simple design and quality steel construction help them meet long range trouble-free service requirements in the harshest environments.

### Features

- Tumble Bolt - Bronze
- Dog Handle - Steel
- Bolt 5/8-11 - Zinc Plated Steel
- Nut 5/8-11 - Stainless Steel
- Gasket - Nitrile Rubber
- All of our raised watertight hatches meet ABS (American Bureau of Shipping) requirements for design and materials.

Raised watertight hatches are typically found along the gunnels of a barge as well as on the bow/ stern and on top of cargo compartments or tanks. They are used to access wing tanks, the rake compartment, cargo compartments etc. for venting, filling, and inspecting.

Steel (ASTM A36)  
Painted Primer Grey

Custom coaming heights available upon request.  
Other gasket material available upon request.

Various hardware options available:

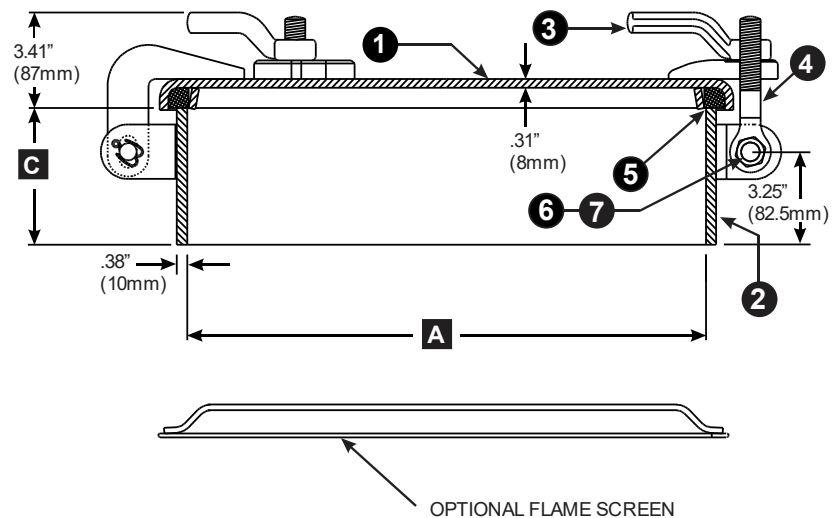
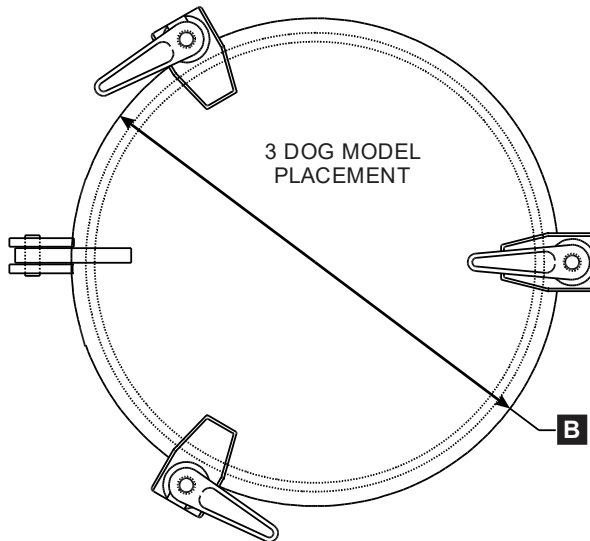
- Steel, Stainless Steel, & Bronze Dog Handles (available with or without grease fittings).
- Bronze & Stainless Steel Tumble Bolts.
- Lug Bolts and nuts made from dissimilar metals to prevent galling and corrosion.

Flame screens available upon request (sold separately).

**UMC-456-5**



Model Number	Part Number	Description	Clear Opening In. (mm)	Weight Total Lbs (Kgs.)
UMC-456-5	03410-101A	Raised 3 Dog 12" Round Watertight Hatch	12" (305)	52 (24)



Material Index:  
(ST) Steel  
(SS) Stainless Steel  
(BR) Bronze / Brass  
(NR) Nitrile Rubber  
(ZP) Zinc Plated Steel

Model Number	Part Number	A in. (mm)	B in. (mm)	C in. (mm)	1-Cover	2-Coaming	3-Dog Handle	4-Tumble Bolt	5-Gasket	6-Bolt	7-Nut	Flame Screen
UMC-456-5	03410-101A	12" (305)	13.75" (349)	5" (127)	03410-203A (ST)	03410-201A (ST)	01240-301A (ST)	01240-201A (BR)	03410-701A (NR)	5/8-11 x 2-1/4 (ZP)	5/8-11 (ZP)	03410-210A (SS)



# Raised Watertight Hatches



## 4-Dog Oval + Ullage

Raised watertight hatches are strong and secure enclosures designed to be easily accessed when needed. They are universally used on all types of commercial vessels from tank barges, hopper barges, box barges and push-boats to OSVs and larger commercial vessels. Their simple design and quality steel construction help them meet long range trouble-free service requirements in the harshest environments.

### Features

- Tumble Bolt - Bronze
- Dog Handle - Steel
- Bolt 5/8-11 - Zinc Plated Steel
- Nut 5/8-11 - Stainless Steel
- Gasket - Nitrile Rubber
- All of our raised watertight hatches meet ABS (American Bureau of Shipping) requirements for design and materials.

Raised watertight hatches are typically found along the gunnels of a barge as well as on the bow/ stern and on top of cargo compartments or tanks. They are used to access wing tanks, the rake compartment, cargo compartments etc. for venting, filling, and inspecting. Raised watertight hatches that feature a ullage hatch are also commonly used on tank barges where the ullage is used as a vent or an inspection port to measure or verify cargo.

Steel (ASTM A36)  
Painted Primer Grey

Custom coaming heights available upon request.  
Other gasket material available upon request.

Various hardware options available:

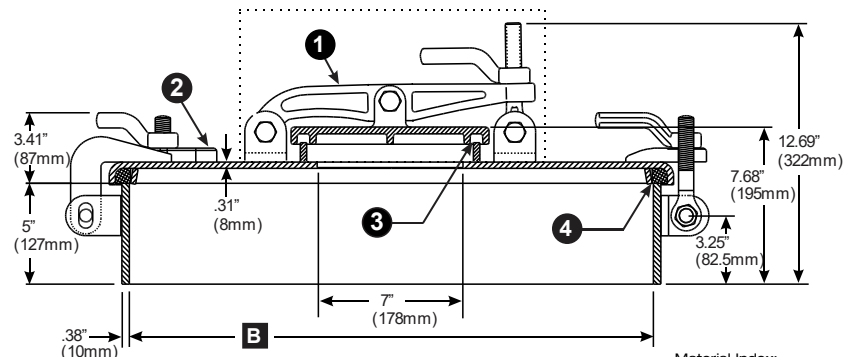
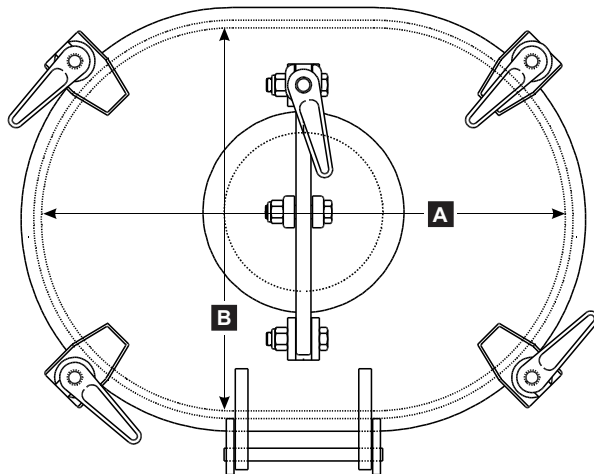
- Steel, Stainless Steel, & Bronze Dog Handles (available with or without grease fittings).
- Bronze & Stainless Steel Tumble Bolts.
- Lug Bolts and nuts made from dissimilar metals to prevent galling and corrosion.

Flame screens available upon request (sold separately).

## UMC-174-5 / 144



Model Number	Part Number	Description	Clear Opening In. (mm)	Weight Total Lbs (Kgs.)
UMC-174-5 / 144	01240-115E	Raised 4 Dog 15X23 Watertight Hatch + 8" Ullage	15" x 23" (380 x 584) Ullage: 7" (178)	117 (53)



Material Index:  
(ST) Steel  
(SS) Stainless Steel  
(BR) Bronze / Brass  
(NR) Nitrile Rubber  
(ZP) Zinc Plated Steel

Model Number	Part Number	A in. (mm)	B in. (mm)	1-Ullage	2-Hatch	3-Ullage Gasket	4-Hatch Gasket	Flame Screen
UMC-174-5 / 144	01240-115E	15.06" (383)	23.06" (586)	01242-102E (ST) See UMC-144 for Parts and Dimensions	01240-112E (ST) See UMC-174-5 for Parts and Dimensions	01242-701B (NR)	01241-701B (NR)	Ullage: 01242-203A (SS) Hatch: 01240-215A (SS)

# Raised Watertight Hatches



## 4-Dog Oval + Ullage & Hasp

Raised watertight hatches are strong and secure enclosures designed to be easily accessed when needed. They are universally used on all types of commercial vessels from tank barges, hopper barges, box barges and push-boats to OSVs and larger commercial vessels. Their simple design and quality steel construction help them meet long range trouble-free service requirements in the harshest environments.

### Features

- Tumble Bolt - Bronze
- Dog Handle - Steel with Zerk
- Bolt 5/8-11 - Zinc Plated Steel
- Nut 5/8-11 - Stainless Steel
- Gasket - Nitrile Rubber
- All of our raised watertight hatches meet ABS (American Bureau of Shipping) requirements for design and materials.

Raised watertight hatches are typically found along the gunnels of a barge as well as on the bow/ stern and on top of cargo compartments or tanks. They are used to access wing tanks, the rake compartment, cargo compartments etc. for venting, filling, and inspecting. Raised watertight hatches that feature a ullage hatch are also commonly used on tank barges where the ullage is used as a vent or an inspection port to measure or verify cargo.

Steel (ASTM A36)  
Painted Primer Grey

Custom coaming heights available upon request.  
Other gasket material available upon request.

Various hardware options available:

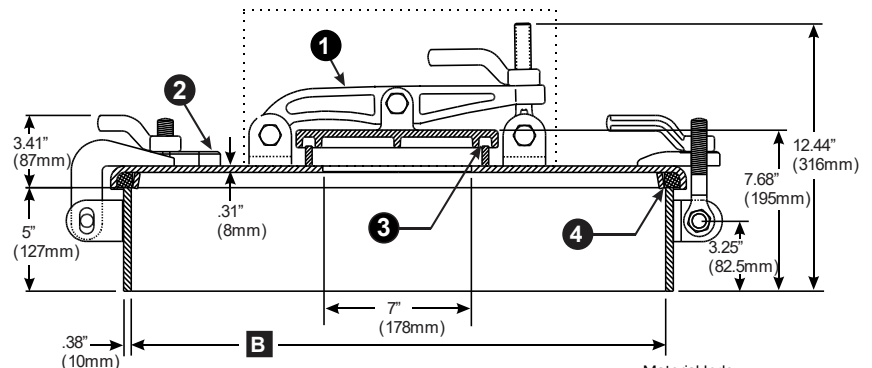
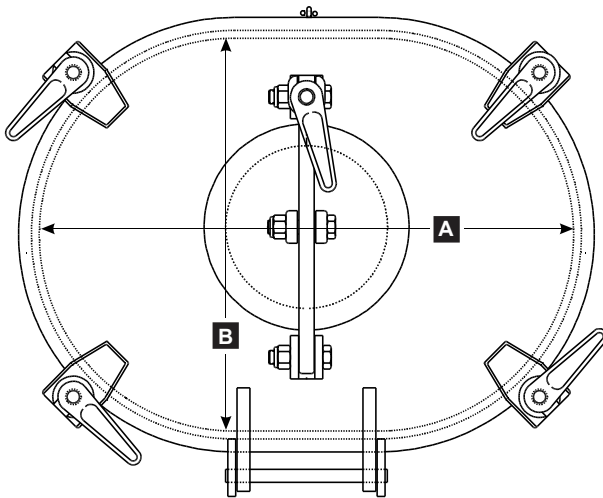
- Steel, Stainless Steel, & Bronze Dog Handles (available with or without grease fittings).
- Bronze & Stainless Steel Tumble Bolts.
- Lug Bolts and nuts made from dissimilar metals to prevent galling and corrosion.

Flame screens available upon request (sold separately).

## UMC-464-5 / 144



Model Number	Description	Part Number	Clear Opening In. (mm)	Weight Total Lbs (Kgs.)
UMC-464-5 / 144	Raised 4 Dog 18x24 Watertight Hatch + 8" Ullage & Hasp	03800-130J	18" x 24" (457 x 609) Ullage: 7" (178)	128 (58)
UMC-464-5-SS / 144-SS	Raised 4 Dog 18x24 Watertight Hatch + 8" Ullage & Hasp (Stainless Steel)	03800-105S	18" x 24" (457 x 609) Ullage: 7" (178)	128 (58)



Material Index:  
(ST) Steel  
(SS) Stainless Steel  
(BR) Bronze / Brass  
(NR) Nitrile Rubber  
(ZP) Zinc Plated Steel

Model Number	Part Number	A in. (mm)	B in. (mm)	1-Ullage	2-Hatch	3-Ullage Gasket	4-Hatch Gasket	Flame Screen
UMC-464-5 / 144	03800-130J	18.31" (465)	24.31" (617)	01242-102K (ST) See UMC-144 for parts and Dimensions	03800-102K (ST) See UMC-464-5 for parts and Dimensions	01242-701A (NR)	03800-701A (NR)	
UMC-464-5-SS / 144-SS	03800-105S	18.31" (465)	24.31" (617)	01242-102S (SS) See UMC-144-SS for parts and Dimensions	03800-101S (SS) See UMC-464-5-SS for parts and Dimensions	01242-701A (NR)	03800-701A (NR)	



# **Steel Multi-Bolt Manhole Covers**

---

# Steel Multi-Bolt Manhole Covers



## BMHC15X23F - Manhole - 15" X 23" 20-Bolt & 26-Bolt - Flush Screw

Baier's complete line of multi-bolt manholes serves as a great inexpensive option for applications where frequent access is not required. Ideal for tank top covers, fuel and water tank access, inspection access to ship voids, barges, sanitary and digester tanks, clean outs and more. These watertight manholes feature simple designs and utilize high strength steel.

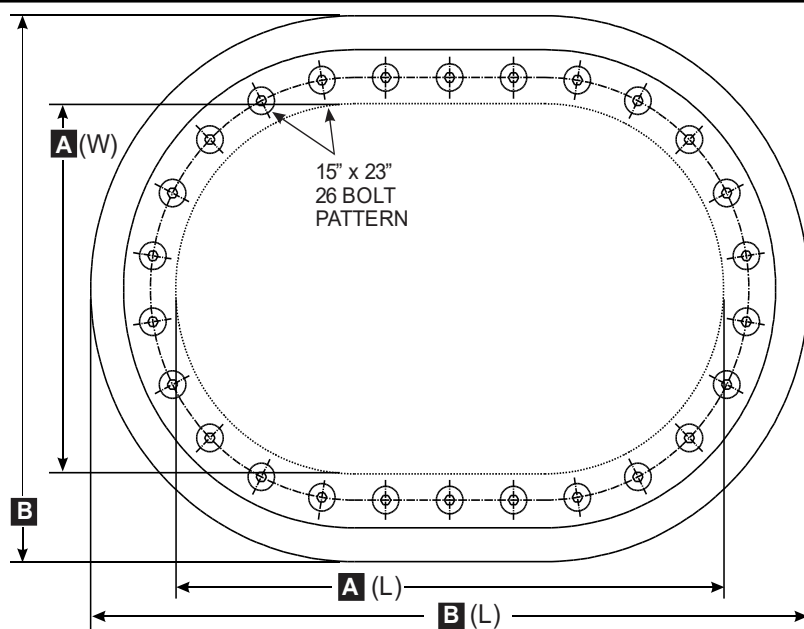
### Features:

- High strength carbon steel construction
- Hardware combinations of dissimilar metal prevent galling and corrosion (Not available on all models - see Manhole Matrix for details)
- High-quality neoprene rubber gaskets ensure water tight seal (oil resistant Buna-N optional)
- Neoprene gasket material is UV resistant to prevent cracking and memory fatigue



Model Number	Description	Autocad PDF/DXF/XML	Part Number	Clear Opening In. (mm)
BMHC15X23F	Manhole 15X23 20-Bolt, Flush	BMHC15X23F	08866-101F	15 X 23 (380 x 584)
UMC-505	Manhole 15x23 26-Bolt, Flush		02610-101A	15 x 23 (380 x 584)

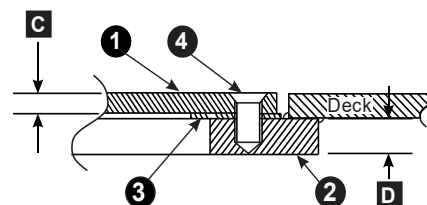
All of our manholes meet the ABS (American Bureau of Shipping) requirements for design and materials



### BILL OF MATERIAL: BMHC15X23F

PC. NO.	DESCRIPTION	MATERIAL
1	COVER	STEEL (PRIMED)
2	DECK RING	STEEL (PRIMED)
3	GASKET	BUNA
4	BOLT	STAINLESS STEEL
5	STUD	NA
6	WASHER	NA
7	NUT	NA
8	COAMING	STEEL (PRIMED)

### EXAMPLE: FLUSH SCREW



## Manhole Product Matrix

PART NUMBER	MODEL # REFERENCE	STYLE	BOLT THREAD	BOLT LENGTH	OPENING W x L (IN)	OVERALL W x L (IN)	C (IN)	D (IN)	E (IN)	WGHT (LBS)	BOLT/ STUD	NUT	WASH ER	GASK ET	HNDL Y/N
15" x 23"	20 Bolt Flush														
BMHC15X23F	08866-101F	FLUSH SCREW	1/2-13	.9375	15 x 23	21 x 29	.393	.787	N/A	98	SS			BUNA	N
15" x 23"	26 Bolt Flush														
02610-101A	UMC-505	FLUSH SCREW	5/8-11	1.25	15 x 23	22 x 30	.51	1.125	N/A	160	SS			BUNA	N

ZN - Zinc Plated Steel, SS - Stainless Steel, BR - Brass/Bronze

UMC Marine | A division of Universal Motion Components Co., Inc.

September 4, 2025 9:17 AM 20

EMAIL US  
sales@umcmarine.com

VISIT US ONLINE  
umcmarine.com

CALL US  
714 437 9600

FAX US  
714 437 9700

September 4, 2025 9:19 AM



# Steel Multi-Bolt Manhole Covers



## BMHC15X23S - Manhole - 15" X 23" 20-Bolt - Weld Stud

Baier's complete line of multi-bolt manholes serves as a great inexpensive option for applications where frequent access is not required. Ideal for tank top covers, fuel and water tank access, inspection access to ship voids, barges, sanitary and digester tanks, clean outs and more. These watertight manholes feature simple designs and utilize high strength steel.

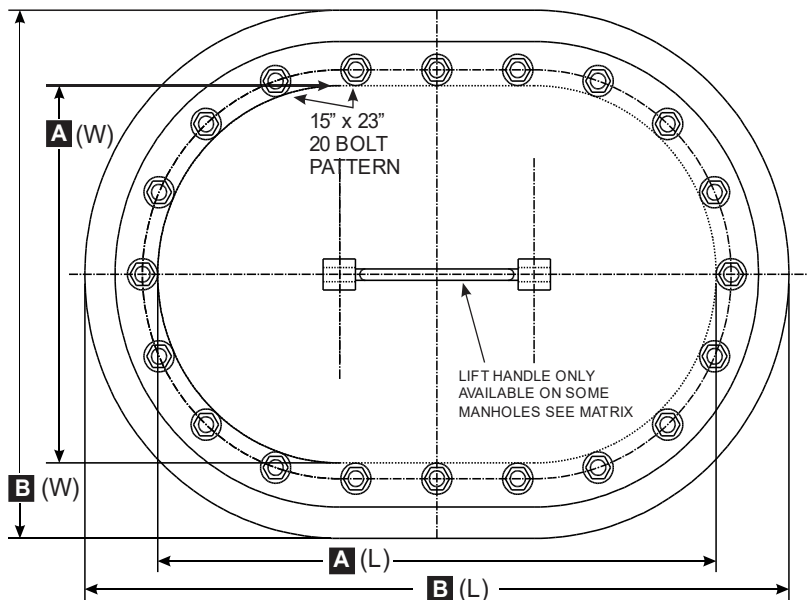
### Features:

- High strength carbon steel construction
- Hardware combinations of dissimilar metal prevent galling and corrosion (Not available on all models - see Manhole Matrix for details)
- High-quality neoprene rubber gaskets ensure watertight seal (oil resistant Buna-N optional)
- Neoprene gasket material is UV resistant to prevent cracking and memory fatigue



Model Number	Description	Autocad PDF/DXF/XML	Part Number
BMHC15X23S	Manhole -15X23 20-Bolt	BMHC15X23S	08866-101S
BMHC15X23Z	Manhole -15X23 20-Bolt w/ 3" NPT Raised	BMHC15X23Z	08866-101Z
BMHC15X23H	Manhole -15X23 20-Bolt w/ 3" NPT Flush	BMHC15X23H	08866-101H

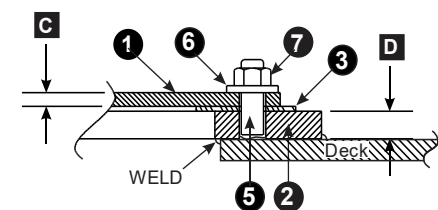
All of our manholes meet the ABS (American Bureau of Shipping) requirements for design and materials



### BILL OF MATERIAL: BMHC15X23S

PC.NO.	DESCRIPTION	MATERIAL
1	COVER	STEEL (PRIMED)
2	DECK RING	STEEL (PRIMED)
3	GASKET	BUNA
4	BOLT	STAINLESS STEEL
5	STUD	NA
6	WASHER	STAINLESS STEEL
7	NUT	BRONZE
8	COAMING	STEEL (PRIMED)

### EXAMPLE: STUD WELD



## Manhole Product Matrix

PART NUMBER	MODEL # REFERENCE	STYLE	BOLT THREAD	BOLT LENGTH	OPENING W x L (IN)	OVERALL W x L (IN)	C (IN)	D (IN)	E (IN)	WGHT (LBS)	BOLT/ STUD	NUT	WASH ER	GASK ET	HNDL Y/N
15" x 23"	20 Bolt Flush														
BMHC15X23S	08866-101S	STUD WELD	3/4-10	2.25	15 x 23	21 x 29	.393	.787	N/A	104	SS	BR	SS	BUNA	N
15" x 23"	w/ 3" NPT	20 Bolt Flush	3" NPT	PLUG											
BMHC15X23Z	RAISED PLUG	STUD WELD	3/4-10	2.25	15 x 23	21 x 29	.393	.787	N/A	125	SS	BR	SS	BUNA	N
BMHC15X23H	FLUSH PLUG	STUD WELD	3/4-10	2.25	15 x 23	21 x 29	.393	.787	N/A	125	SS	BR	SS	BUNA	N

ZN - Zinc Plated Steel, SS - Stainless Steel, BR - Brass/Bronze

# Steel Multi-Bolt Manhole Covers



## BMHC15X23BS BAIER - Manhole - 15" X 23" 20-Bolt - Weld Bolt

Baier's complete line of multi-bolt manholes serves as a great inexpensive option for applications where frequent access is not required. Ideal for tank top covers, fuel and water tank access, inspection access to ship voids, barges, sanitary and digester tanks, clean outs and more. These watertight manholes feature simple designs and utilize high strength steel.

### Features:

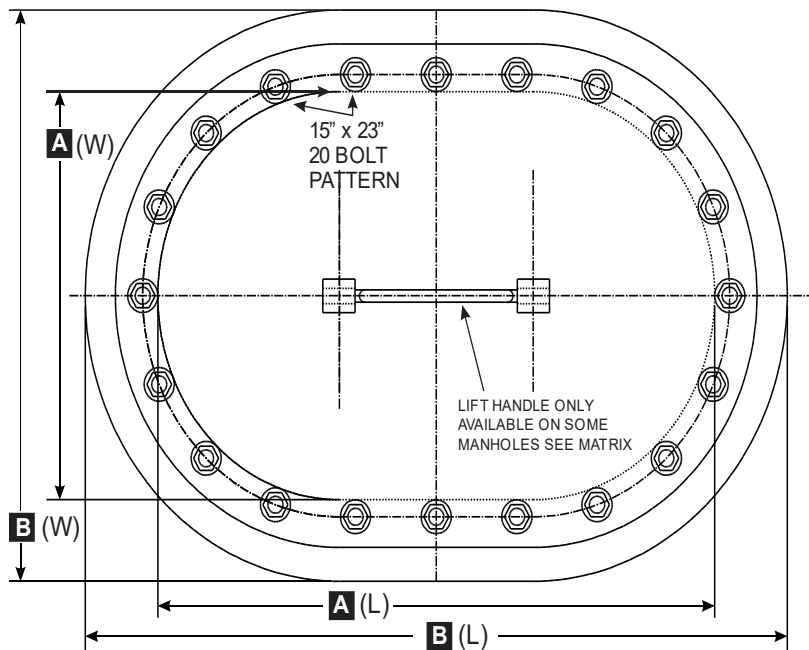
- High strength carbon steel construction
- Hardware combinations of dissimilar metal prevent galling and corrosion (Not available on all models - see Manhole Matrix for details)
- High-quality neoprene rubber gaskets ensure watertight seal (oil resistant Buna-N optional)
- Neoprene gasket material is UV resistant to prevent cracking and memory fatigue



Model Number	Description	Autocad PDF/ DXF/XML	Part Number	Clear Opening In. (mm)
UMC-503-SS	Manhole - 15x23 Weld Bolt, Flush SS Hardware	BMHC15X23BS	02590-105A	15 X 23 (380 x 584)
UMC-503	Manhole - 15x23 20-Bolt, Flush	02590-101A_CUTOUT	02590-101A	15 x 23 (380 x 584)



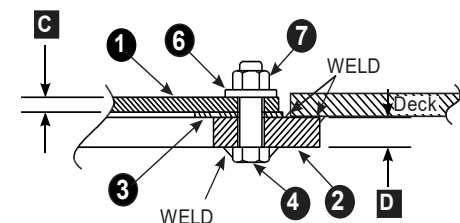
All of our manholes meet the ABS (American Bureau of Shipping) requirements for design and materials



### BILL OF MATERIAL: BMHC15X23BS

PC.NO.	DESCRIPTION	MATERIAL
1	COVER	STEEL (PRIMED)
2	DECK RING	STEEL (PRIMED)
3	GASKET	BUNA
4	BOLT	NA
5	STUD	STAINLESS STEEL
6	WASHER	BRONZE
7	NUT	SEE MATRIX
8	COAMING	STEEL (PRIMED)

### EXAMPLE: WELD BOLT



1-800-455-3917  
206-632-2441 (FAX)  
sales@baiermarine.com  
Marine Company, Inc.

## Manhole Product Matrix

PART NUMBER	MODEL # REFERENCE	STYLE	BOLT THREAD	BOLT LENGTH	OPENING W x L (IN)	OVERALL W x L (IN)	C (IN)	D (IN)	E (IN)	WGHT (LBS)	BOLT/ STUD	NUT	WASH ER	GASK ET	HNDL Y/N
15" x 23"	20 Bolt Flush														
02590-101A	UMC-503	WELD BOLT	5/8-11	2.25	15 x 23	21 x 29	.393	.787	N/A	95	ZN	SS	BR	BUNA	Y
02590-105A	UMC-503-SS	WELD BOLT	5/8-11	2.25	15 x 23	21 x 29	.393	.787	N/A	95	SS	BR	BR	BUNA	Y

ZN - Zinc Plated Steel, SS - Stainless Steel, BR - Brass/Bronze

UMC Marine | A division of Universal Motion Components Co., Inc.

September 4, 2025 9:17 AM 22

EMAIL US  
sales@umcmarine.com

VISIT US ONLINE  
umcmarine.com

CALL US  
714 437 9600

FAX US  
714 437 9700

September 4, 2025 9:19 AM

# Steel Multi-Bolt Manhole Covers



## BMHC15X23X2\_5BZ - Manhole - 15" X 23" Raised Coaming

Baier's complete line of multi-bolt manholes serves as a great inexpensive option for applications where frequent access is not required. Ideal for tank top covers, fuel and water tank access, inspection access to ship voids, barges, sanitary and digester tanks, clean outs and more. These watertight manholes feature simple designs and utilize high strength steel.

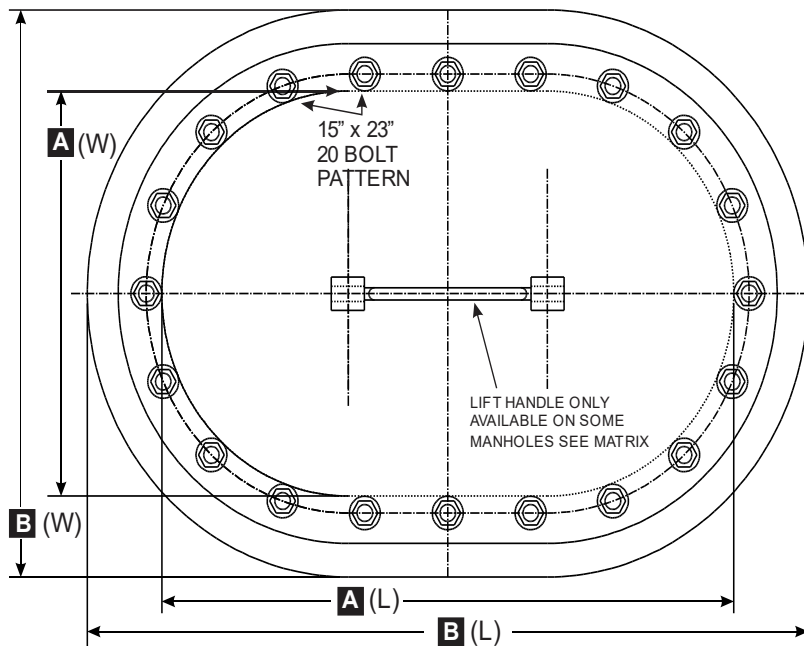
### Features:

- High strength carbon steel construction
- Hardware combinations of dissimilar metal prevent galling and corrosion (Not available on all models - see Manhole Matrix for details)
- High-quality neoprene rubber gaskets ensure water tight seal (oil resistant Buna-N Optional)
- Neoprene Gasket material is UV resistant to prevent cracking and memory fatigue



Model Number	Description	Autocad PDF/DXF/XML	Part Number	Clear Opening In. (mm)
UMC-501	Raised 15x23 20-Bolt Manhole w/ 2.5" Coaming	02570-101A_CUTOUT	02570-101A	15 x 23 (380 x 584)
BMHC15X23X4BS	Manhole - 15x23 4" Raised Coaming		02570-105A	15" X 23"

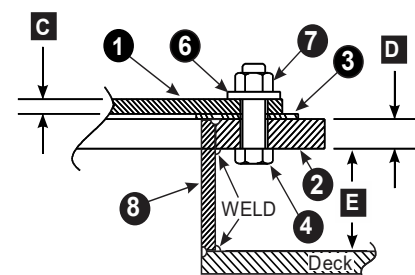
All of our manholes meet the ABS (American Bureau of Shipping) requirements for design and materials



### BILL OF MATERIAL: BMHC15X23X2\_5BZ

PC.NO.	DESCRIPTION	MATERIAL
1	COVER	STEEL (PRIMED)
2	DECK RING	STEEL (PRIMED)
3	GASKET	BUNA
4	BOLT	SEE MATRIX
5	STUD	NA
6	WASHER	SEE MATRIX
7	NUT	BRONZE
8	COAMING	STEEL (PRIMED)

### EXAMPLE: NON WELD



1-800-455-3917  
206-632-2441 (FAX)  
sales@baiermarine.com

## Manhole Product Matrix

PART NUMBER	MODEL # REFERENCE	STYLE	BOLT THREAD	BOLT LENGTH	OPENING W x L (IN)	OVERALL W x L (IN)	C (IN)	D (IN)	E (IN)	WGHT (LBS)	BOLT/ STUD	NUT	WASHER	GASKET	HN DL Y/N
15" x 23"	20 Bolt Raised														
02570-101A	UMC-501	NON WELD	5/8-11	1.75	15 x 23	20 x 28	.393	.375	2.5	85	ZN	SS	BR	BUNA	N
02570-105A		NON WELD	5/8-11	1.75	15 x 23	20 x 28	.393	.375	4	95	SS	BR	BR	BUNA	N

ZN - Zinc Plated Steel, SS - Stainless Steel, BR - Brass/Bronze

# Steel Multi-Bolt Manhole Covers



## BMHC18X24BZ - Manhole - 18" X 24" 24-Bolt - Weld Bolt

Baier's complete line of multi-bolt manholes serves as a great inexpensive option for applications where frequent access is not required. Ideal for tank top covers, fuel and water tank access, inspection access to ship voids, barges, sanitary and digester tanks, clean outs and more. These watertight manholes feature simple designs and utilize high strength steel.

### Features:

- High strength carbon steel construction
- Hardware combinations of dissimilar metal prevent galling and corrosion (Not available on all models - see Manhole Matrix for details)
- High-quality neoprene rubber gaskets ensure watertight seal (oil resistant Buna-N optional)
- Neoprene gasket material is UV resistant to prevent cracking and memory fatigue

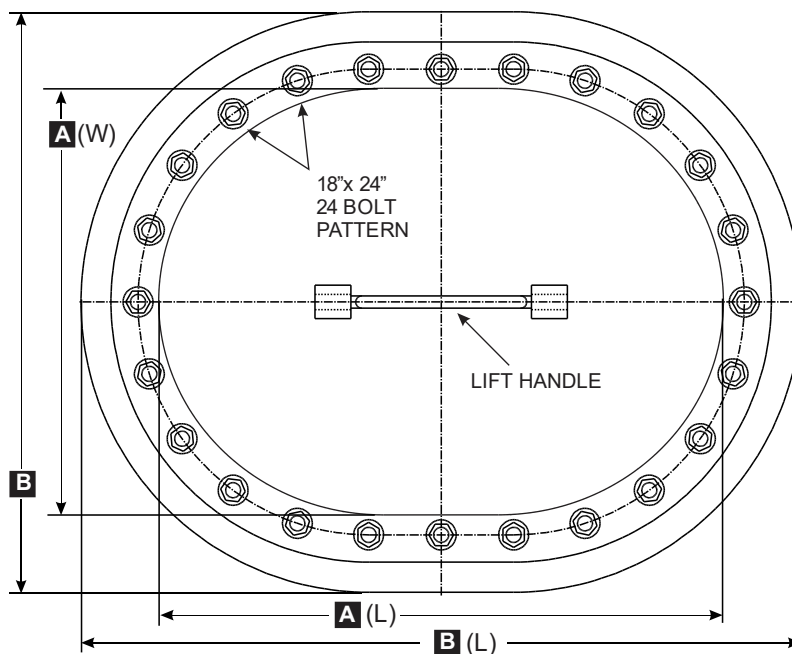


Model Number	Description	Autocad PDF/DXF/XML	Part Number	Cutout Dimension in. (mm)
UMC-504	Flush 18x24 24-Bolt Manhole	02600-101A_CUTOUT	BMHC15X23BZ	

All of our manholes meet the ABS (American Bureau of Shipping) requirements for design and materials



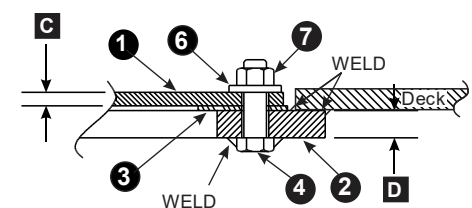
BMHC18X24BZ 02600-101A



### BILL OF MATERIAL: BMHC18X24BZ

PC.NO.	DESCRIPTION	MATERIAL
1	COVER	STEEL (PRIMED)
2	DECK RING	STEEL (PRIMED)
3	GASKET	BUNA
4	BOLT	ZINC PLATED STEEL
5	STUD	NA
6	WASHER	BRONZE
7	NUT	SEE MATRIX
8	COAMING	STEEL (PRIMED)

### EXAMPLE: WELD BOLT



## Manhole Product Matrix

PART NUMBER	MODEL # REFERENCE	STYLE	BOLT THREAD	BOLT LENGTH	OPENING W x L (IN)	OVERALL W x L (IN)	C (IN)	D (IN)	E (IN)	WGHT (LBS)	BOLT/ STUD	NUT	WASH ER	GASK ET	HNDL Y/N
18" x 24"	24 Bolt Flush														
02600-101A	UMC-504	WELD BOLT	5/8-11	2.25	18 x 24	24 x 30	.393	.787	N/A	112	ZN	ZN	BR	BUNA	Y

ZN - Zinc Plated Steel, SS - Stainless Steel, BR - Brass/Bronze



1-800-455-3917  
206-632-2441 (FAX)  
sales@baiermarine.com



# Steel Multi-Bolt Manhole Covers



## BMHC18X242\_5BZ

### Raised 18 x 24 24-Bolt Manhole


Baier's complete line of multi-bolt manholes serve as a great option for applications where frequent access to a compartment is not required. These manholes feature simple designs, utilize high strength steel and are available in different configurations and hardware combinations to meet your requirements.

#### Features

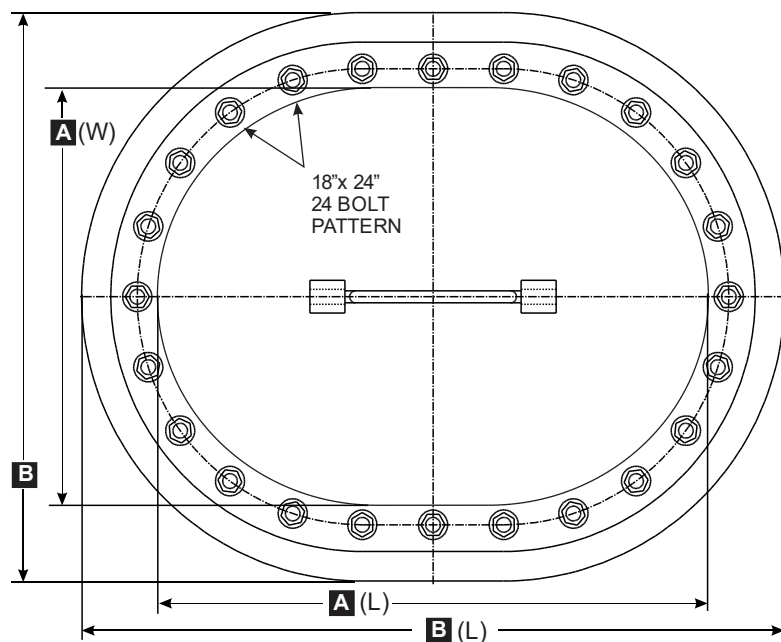
- Hex Head Bolt - Zinc Plated Steel
- Hex Nut - Stainless Steel
- Washer - Brass
- Gasket - Nitrile Rubber

Steel (ASTM A36)  
Painted Primer Grey

Various hardware options available upon request.  
High-quality UV resistant BUNA-N Rubber gaskets ensure a water tight seal resistant to cracking and memory fatigue.  
Meets ABS (American Bureau of Shipping) requirements for design and materials.

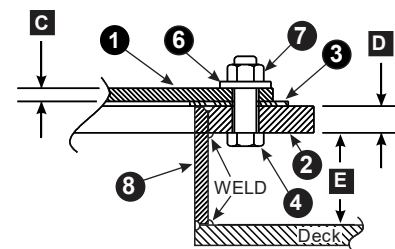


Model Number	Description	Part Number	Autocad PDF/DXF/XML	Clear Opening In. (mm)
UMC-502	Raised 18x24 24-Bolt Man-hole w/ 2.5" Coaming	02580-101A	02580-101A_CUTOUT	18 x 24 (457 x 610)



BILL OF MATERIAL: BMHC18X24X2.5BZ		
PC.NO.	DESCRIPTION	MATERIAL
1	COVER	STEEL (PRIMED)
2	DECK RING	STEEL (PRIMED)
3	GASKET	BUNA
4	BOLT	ZINC PLATED STEEL
5	STUD	NA
6	WASHER	BRONZE
7	NUT	SEE MATRIX
8	COAMING	STEEL (PRIMED)

EXAMPLE: NON-WELD



## Manhole Product Matrix

PART NUMBER	MODEL # REFERENCE	STYLE	BOLT THREAD	BOLT LENGTH	OPENING W x L (IN)	OVERALL W x L (IN)	C (IN)	D (IN)	E (IN)	WGHT (LBS)	BOLT/ STUD	NUT	WASH ER	GASK ET	HNDL Y/N
18" x 24"	24 Bolt Raised														
02580-101A	UMC-502	NON-WELD	5/8-11	1.75	18 x 24	23 x 29	.393	.375	2.5	106	ZN	SS	BR	BUNA	N

ZN - Zinc Plated Steel, SS - Stainless Steel, BR - Brass/Bronze



# Steel Multi-Bolt Manhole Covers



## BMHC BAIER - Clean-Out Hatch - Round 14" & 18"

### Raised Coaming

The round manholes are also sometimes referred to as clean-out hatches.

Baier's complete line of multi-bolt manholes serves as a great inexpensive option for applications where frequent access is not required. Ideal for tank top covers, fuel and water tank access, inspection access to ship voids, barges, sanitary and digester tanks, clean outs and more. These watertight manholes feature simple designs and utilize high strength steel.

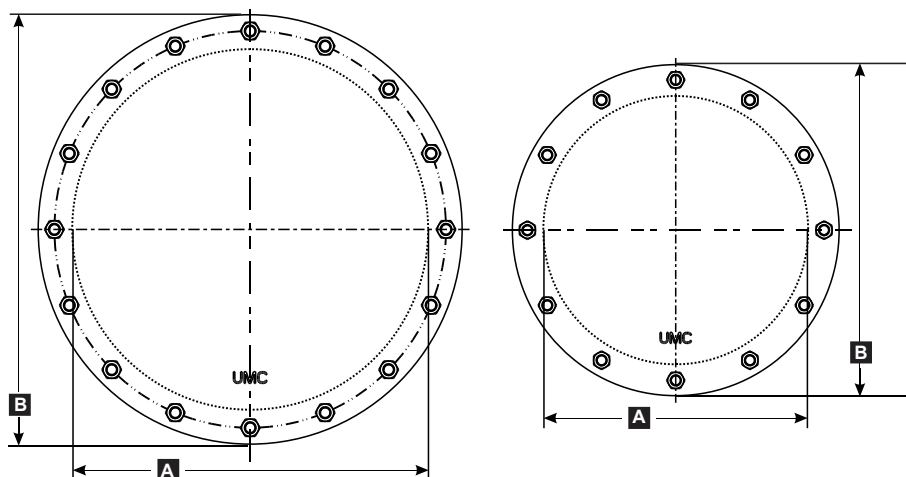
#### Features:

- High strength carbon steel construction  
Hardware combinations of dissimilar metal prevent galling and corrosion (Not available on all models - see Manhole Matrix for details)  
High-quality neoprene rubber gaskets ensure watertight seal (oil resistant Buna-N Optional)  
Neoprene Gasket material is UV resistant to prevent cracking and memory fatigue

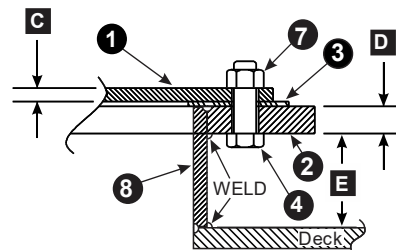


Model Number	Description	Autocad PDF/ DXF/XML	Part Number	Clear Opening In. (mm)
UMC-154-18	Raised 18" Round Clean-Out Hatch		08450-101A	18 (457)
UMC-154-18-SS	Raised 18" Round Clean-Out Hatch SS		08450-102B	18 (457)
UMC-154-14	Raised 14" Round Clean-Out Hatch		08451-101A	14 (357)
UMC-154-14-SS	Raised 14" Round Clean-Out Hatch SS		08451-102B	14 (357)

All of our manholes meet the ABS (American Bureau of Shipping) requirements for design and materials



BILL OF MATERIAL: BMHC14_18		
PC.NO.	DESCRIPTION	MATERIAL
1	COVER	STEEL (PRIMED)
2	DECK RING	STEEL (PRIMED)
3	GASKET	BUNA
4	BOLT	SEE MATRIX
5	STUD	NA
6	WASHER	SEE MATRIX
7	NUT	BRONZE
8	COAMING	STEEL (PRIMED)



## Manhole Product Matrix

PART NUMBER	MODEL # REFERENCE	STYLE	BOLT THREAD	BOLT LENGTH	OPENING W x L (IN)	OVERALL W x L (IN)	C (IN)	D (IN)	E (IN)	WGHT (LBS)	BOLT/ STUD	NUT	WASH ER	GASK ET	HNDL Y/N
<b>18" Round</b>		<b>Raised</b>													
08450-101A	UMC-154-18	NON WELD	5/8-11	2	18 x 18	23 x 23	.393	.393	2.5	78	ZN	BR		BUNA	N
08450-102B	UMC-154-18	NON WELD	5/8-11	2	18 x 18	23 x 23	.393	.393	2.5	78	SS	SS		NONE	N
<b>14" Round</b>		<b>Raised</b>													
08451-101A	UMC-154-14	NON WELD	5/8-11	2	14 x 14	19 x 19	.393	.393	2.5	55	ZN	BR		BUNA	N
08451-102B	UMC-154-14	NON WELD	5/8-11	2	14 x 14	19 x 19	.393	.393	2.5	55	SS	SS		BUNA	N

ZN - Zinc Plated Steel, SS - Stainless Steel, BR - Brass/Bronze



1-800-455-3917  
206-632-2441 (FAX)  
sales@baiermarine.com  
Marine Company, Inc.

# Steel Multi-Bolt Manhole Covers



## BMHC10U - Clean-Out Hatch - Round 10" Weld Bolt

The round manholes are also sometimes referred to as clean-out hatches.

Baier's complete line of multi-bolt manholes serves as a great inexpensive option for applications where frequent access is not required. Ideal for tank top covers, fuel and water tank access, inspection access to ship voids, barges, sanitary and digester tanks, clean outs and more. These watertight manholes feature simple designs and utilize high strength steel.

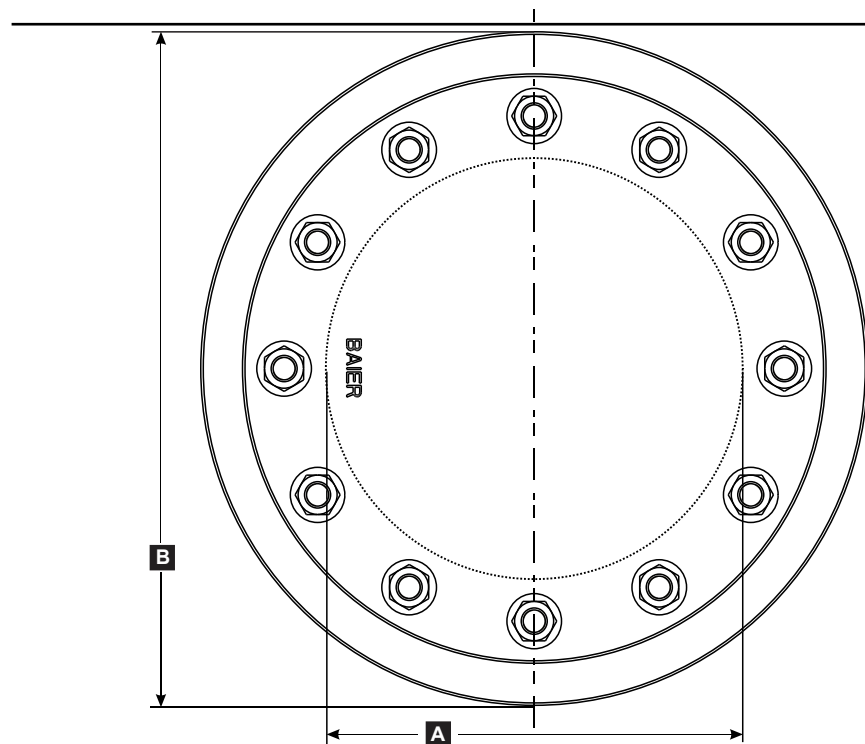
### Features:

- High strength carbon steel construction
- Hardware combinations of dissimilar metal prevent galling and corrosion (Not available on all models - see Manhole Matrix for details)
- High-quality neoprene rubber gaskets ensure watertight seal (oil resistant Buna-N optional)
- Neoprene gasket material is UV resistant to prevent cracking and memory fatigue



Model Number	Description	Autocad PDF/DXF/XML	Part Number	Clear Opening In. (mm)
08866-110A	Clean-Out Hatch - Round 10"		08866-110A	10

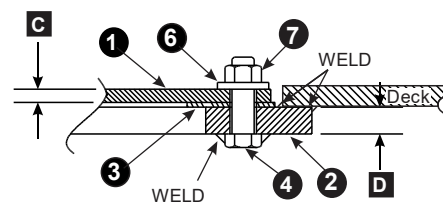
All of our manholes meet the ABS (American Bureau of Shipping) requirements for design and materials



### BILL OF MATERIAL: BMHC10

PC.NO.	DESCRIPTION	MATERIAL
1	COVER	STEEL (PRIMED)
2	DECK RING	STEEL (PRIMED)
3	GASKET	BUNA
4	BOLT	STAINLESS STEEL
5	STUD	NA
6	WASHER	STAINLESS STEEL
7	NUT	BRONZE
8	COAMING	STEEL (PRIMED)

### EXAMPLE: WELD BOLT



1-800-455-3917  
206-632-2441 (FAX)  
sales@baiermarine.com

## Manhole Product Matrix

PART NUMBER	MODEL # REFERENCE	STYLE	BOLT THREAD	BOLT LENGTH	OPENING W x L (IN)	OVERALL W x L (IN)	C (IN)	D (IN)	E (IN)	WGHT (LBS)	BOLT/ STUD	NUT	WASHER	GASKET	HNDL Y/N
10" Round	12 Bolt Flush														
08866-110A	WELD BOLT		5/5-11	2.25	10 x 10	16 x 16	.393	.787	N/A	48	SS	BR	SS	BUNA	N

ZN - Zinc Plated Steel, SS - Stainless Steel, BR - Brass/Bronze







# Weather-tight Doors

---

## **UMC-WTD-4D - Weathertight Door - 4 Dog Style**

4 Dog Weathertight doors are perfect for easy access to any compartment on your vessel above the waterline. Our doors are fabricated from high quality 1/4" steel plate and feature 4 dogs. They are built to provide continuous trouble-free use. Various standard sizes are available in both right and left hand orientation.

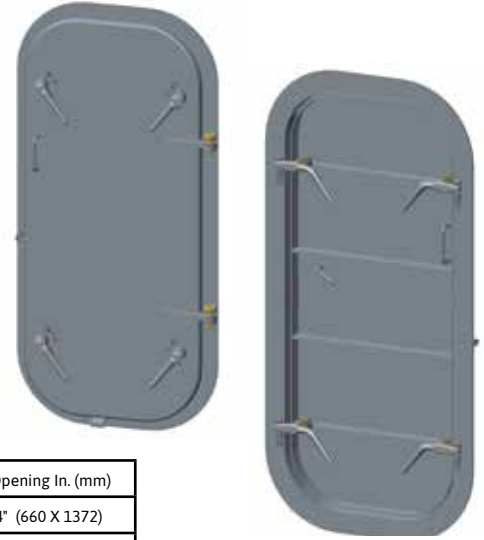
Opening orientation can be determined by standing on the outside of the compartment with the door swinging toward you. Right-handed doors will have the hinges on the right from this perspective. Conversely, a left-handed door will have the hinges on the left.

When Ordering Please Specify:

Clear Opening - 26" x 54" / 26" x 60" / 30" x 60"

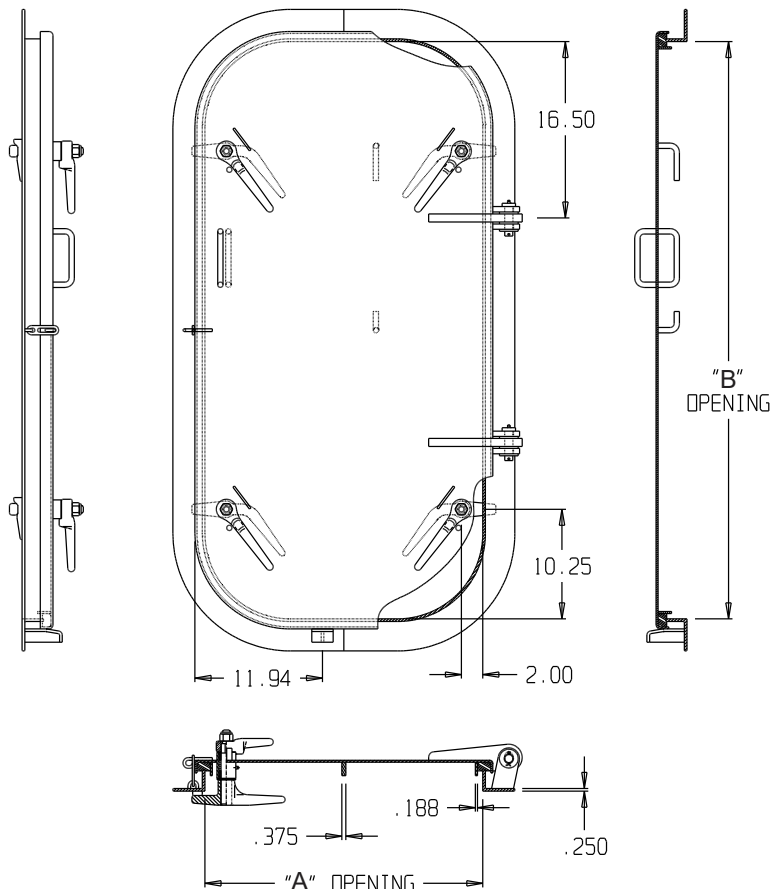
Opening Orientation - Left Hand Door / Right Hand Door

Weathertight Doors are commonly found on exterior and interior bulkheads of any vessel.



Material: Steel (ASTM A36)  
Finish: Painted Primer Grey

Model Number	Description	Part Number	Weight Total Lbs (Kgs.)	Handeling	Clear Opening In. (mm)
UMC-WTD-4D-26x54-R	26" x 54" Opening / Right Handed	06111-101A	200 (122)	RH	26" x 54" (660 X 1372)
UMC-WTD-4D-26x54-L	26" x 54" Opening / Left Handed	06111-101B	200 (122)	LH	26" x 54" (660 X 1372)
UMC-WTD-4D-26x60-R	26" x 60" Opening / Right Handed	06111-101C	220 (131)	RH	26" x 60" (660 X 1524)
UMC-WTD-4D-26x60-L	26" x 60" Opening / Left Handed	06111-101D	220 (131)	LH	26" x 60" (660 X 1524)
UMC-WTD-4D-30x60-R	30" x 60" Opening / Right Handed	06111-101E	250 (143)	RH	30" x 60" (726 X 1524)
UMC-WTD-4D-30x60-L	30" x 60" Opening / Left Handed	06111-101F	250 (143)	LH	30" x 60" (726 X 1524)



### **BILL OF MATERIAL: UMC-WTD-4D**

PC.NO.	DESCRIPTION	MATERIAL
1	DOOR	STEEL
2	COAMING	STEEL
3	HANDLE ASSY	MISC. SEE DETAIL
4	HINGE PIN	BRASS
5	WASHER	BRASS
6	COTTER PIN	STAINLESS STEEL
7	GASKET	NITRILE RUBBER
8	LUBE ZERK	BRASS
9	HASP	STEEL



714-437-9600 sales@umcmarine.com

### **WEATHERTIGHT DOOR**

4 DOG HANDLE LH/RH OPTION  
VARIOUS STANDARD SIZES  
MODEL SERIES UMC-WTD-4D  
PART NUMBER 06111-XXXX

DWG. NO. UMC-WTD-4D

## **UMC-WTD-6D - Weathertight Door - 6 dog Style**

6 Dog Weathertight doors are perfect for easy access to any compartment on your vessel above the waterline. Our doors are fabricated from high quality 1/4" steel plate and built to ABS and Lloyd's Specifications. These doors feature 6 dogs and are built to provide continuous trouble-free use. Various standard sizes are available in both right and left hand orientation.

Opening orientation can be determined by standing on the outside of the compartment with the door swinging toward you. Right-hand doors will have the hinges on the right from this perspective. Conversely, a left-hand door will have the hinges on the left.

When Ordering Please Specify:

Clear Opening - 26" x 54" / 26" x 60" / 30" x 60"

Opening Orientation - Left Hand Door / Right Hand Door

Weathertight Doors are commonly found on exterior and interior bulkheads of any vessel.

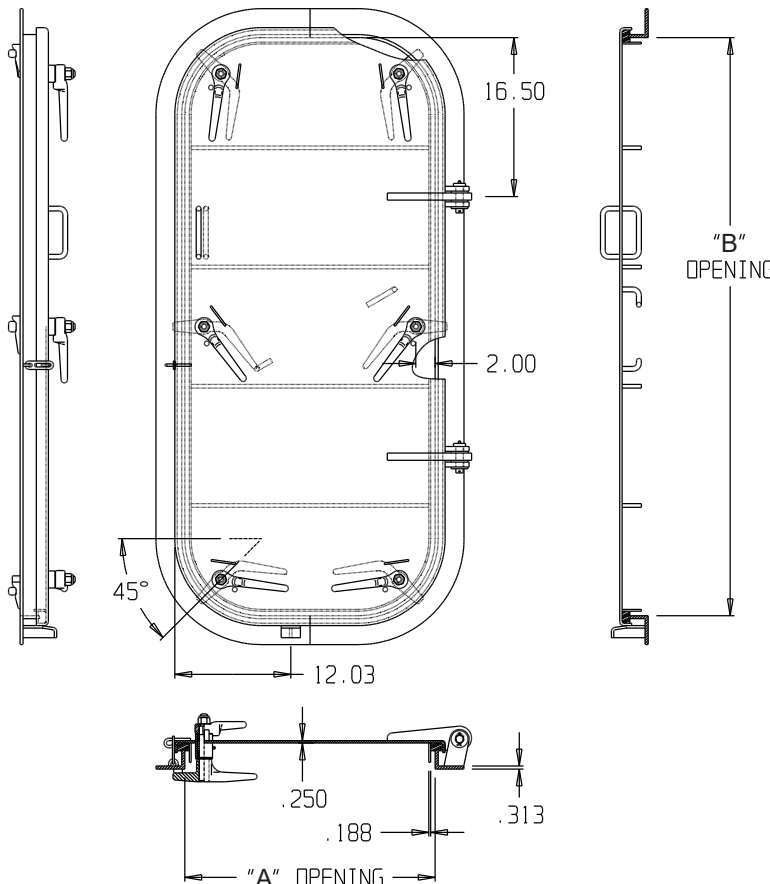
Model Number	Description	Part Number	Weight Total		Clear_Opening
UMC-WTD-6D-26x60-R	26" x 60" Opening / Right Handed	06121-101C	270	RH	26" x 60"
UMC-WTD-6D-26x60-L	26" x 60" Opening / Left Handed	06121-101D	270	LH	26" x 60"
UMC-WTD-6D-30x60-R	30" x 60" Opening / Right Handed	06121-101E	300	RH	30" x 60"
UMC-WTD-6D-30x60-L	30" x 60" Opening / Left Handed	06121-101F	300	LH	30" x 60"
UMC-WTD-6D-30x66-R	30" x 66" Opening / Right Handed	06121-101G	330	RH	30" x 66"
UMC-WTD-6D-30x66-L	30" x 66" Opening / Left Handed	06121-101H	330	LH	30" x 66"
UMC-WTD-6D-30x72-R	30" X 72" Opening / Right Handed	06121-101I	350	RH	30" x 72"
UMC-WTD-6D-30x72-L	30" X 72" Opening / Left Handed	06121-101J	350	LH	



Material: Steel (ASTM A36)  
Finish: Painted Primer Grey



ABS Certified



### **BILL OF MATERIAL: UMC-WTD-6D**

PC.NO.	DESCRIPTION	MATERIAL
1	DOOR	STEEL
2	COAMING	STEEL
3	HANDLE ASSY	MISC. SEE DETAIL
4	HINGE PIN	BRASS
5	WASHER	BRASS
6	COTTER PIN	STAINLESS STEEL
7	GASKET	NITRILE RUBBER
8	LUBE ZERK	BRASS
9	HASP	STEEL



714-437-9600 sales@umcmarine.com

### **WEATHERTIGHT DOOR**

6 DOG HANDLE LH/RH OPTION  
VARIOUS STANDARD SIZES  
MODEL SERIES UMC-WTD-6D  
PART NUMBER 06121-XXXX

DWG. NO. UMC-WTD-6D

## UMC-WTD-QA - Weathertight Door - Quick Acting Style

Quick Acting Weathertight doors are perfect for quick and easy access to any compartment on your vessel above the waterline. Our doors are fabricated from high quality ¼" steel plate and built to ABS and Lloyd's Specifications. These doors feature 6 dogs and are built to provide continuous trouble-free use. Various standard sizes are available in both right and left hand orientation.


Opening orientation can be determined by standing on the outside of the compartment with the door swinging toward you. Right-hand doors will have the hinges on the right from this perspective. Conversely, a left-hand door will have the hinges on the left.

When Ordering Please Specify:

Clear Opening - 26" x 54" / 26" x 60" / 30" x 60"

Opening Orientation - Left Hand Door / Right Hand Door

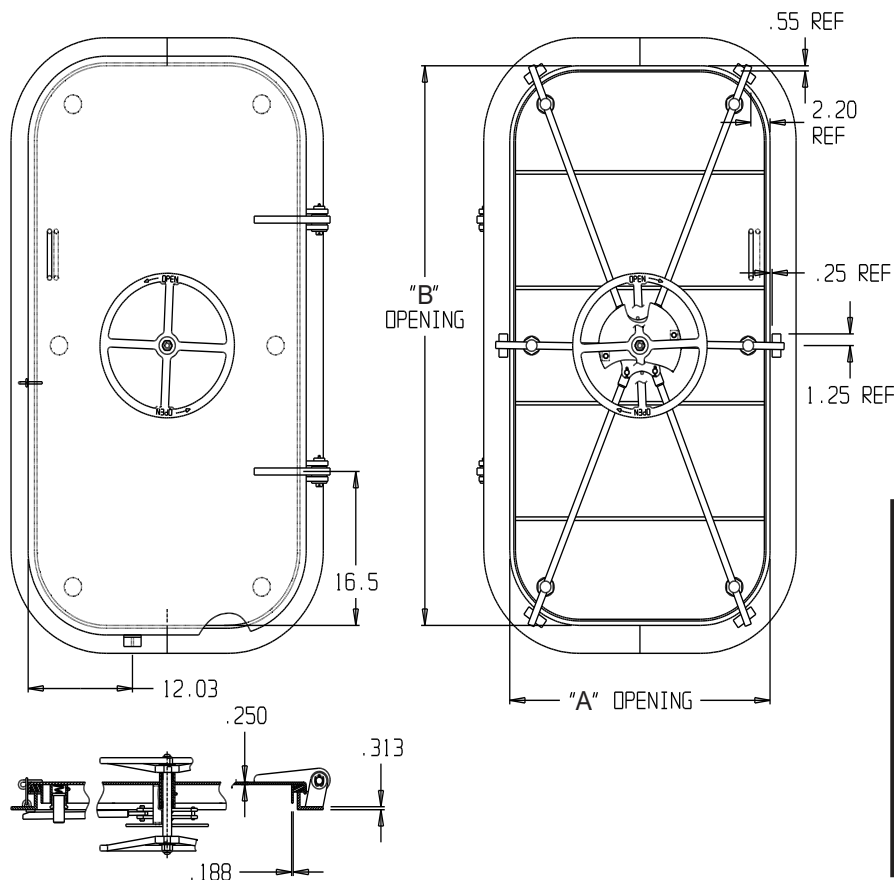
Weathertight Doors are commonly found on exterior and interior bulkheads of any vessel.



Material: Steel (ASTM A36)  
Finish: Painted Primer Grey



Model Number	Description	Part Number	Weight Total Lbs (Kgs.)	Handeling	Clear Opening In. (mm)
UMC-WTD-QA-26x60-R	26" x 60" Opening / Right Handed	06122-101C	320 (145)	RH	26" x 60" (660 x 1524)
UMC-WTD-QA-26x60-L	26" x 60" Opening / Left Handed	06122-101D	320 (145)	LH	26" x 60" (660 x 1524)
UMC-WTD-QA-30x60-R	30" x 60" Opening / Right Handed	06122-101E	350 (159)	RH	30" x 60" (762 x 1524)
UMC-WTD-QA-30x60-L	30" x 60" Opening / Left Handed	06122-101F	350 (159)	LH	30" x 60" (762 x 1524)
UMC-WTD-QA-30x66-R	30" x 66" Opening / Right Handed	06122-101G	385 (175)	RH	30" x 66" (762 x 1676)
UMC-WTD-QA-30x66-L	30" x 66" Opening / Left Handed	06122-101H	385 (175)	LH	30" x 66" (762 x 1676)
UMC-WTD-QA-30x72-R	30" x 72" Opening / Right Handed	06122-101I	410 (186)	RH	30" x 72" (762 x 1829)
UMC-WTD-QA-30x72-L	30" x 72" Opening / Left Handed	06122-101J	410 (186)	LH	30" x 72" (762 x 1829)



BILL OF MATERIAL: UMC-WTD-QA

PC.NO.	DESCRIPTION	MATERIAL
1	DOOR	STEEL
2	COAMING	STEEL
3	HANDLE ASSY	MISC. SEE DETAIL
4	HINGE PIN	BRASS
5	WASHER	BRASS
6	COTTER PIN	STAINLESS STEEL
7	GASKET	NITRILE RUBBER
8	LUBE ZERK	BRASS
9	HASP	STEEL



714-437-9600    [sales@umcmarine.com](mailto:sales@umcmarine.com)

## WEATHERTIGHT DOOR

QUICK ACTING LH/RH OPTION  
VARIOUS STANDARD SIZES  
MODEL SERIES UMC-WTD-QA  
PART NUMBER 06122-XXXX

DWG. NO. UMC-WTD-QA



## UMC-WTD-LA - Weathertight Door - Lever Arm Style

Lever Arm Weathertight doors are perfect for quick and easy access to any compartment on your vessel above the waterline. Our doors are fabricated from high quality 1/4" steel plate and built to ABS and Lloyd's Specifications. These doors feature 6 dogs and are built to provide continuous trouble-free use. Various standard sizes are available in both right and left hand orientation.

Opening orientation can be determined by standing on the outside of the compartment with the door swinging toward you. Right-hand doors will have the hinges on the right from this perspective. Conversely, a left-hand door will have the hinges on the left.

When Ordering Please Specify:

Clear Opening - 28" x 72" / 30" x 72"

Opening Orientation - Left Hand Door / Right Hand Door-

Weathertight Doors are commonly found on exterior and interior bulkheads of any vessel.



Steel (ASTM A36)  
Painted Primer Grey

Model Number	Description
--------------	-------------





# **Universal Deck Hardware**

---

## Kevel Chocks | 24", 30", 36", 42", 48" | Cast Steel

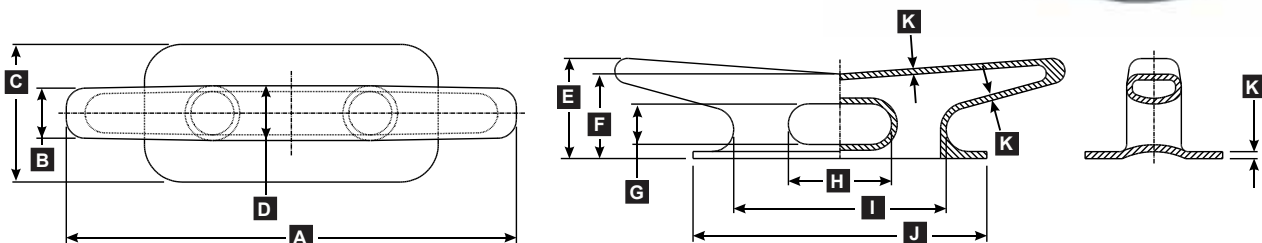
UMC offers a wide range of Kevel Chocks for any deck application. Sizes range from 24" long weighing 50lbs to up 48" long weighing 220lbs. Our Kevel Chocks are made from ASTM A27 cast steel and are built to withstand the toughest conditions.

Kevel Chocks are designed primarily to be used with line or wire for barge coupling, checking, or mooring. They are typically placed along the gunnels of a barge or work-boat.

ASTM A27-70-36 Cast Steel

UMC's Kevel Chocks are sold as-cast with no surface paint or finish to maintain quick, easy and safe weld-ability to the deck of any barge or workboat.

## UMC-30, UMC-KC30, UMC-482, UMC-483, UMC-484



Model Number	Description	Part Number	A in. (mm)	B in. (mm)	C in. (mm)	D in. (mm)	E in. (mm)	F in. (mm)	G in. (mm)	H in. (mm)	I in. (mm)	J in. (mm)	K in. (mm)	Weight Total Lbs (Kgs.)
UMC-30	24" Kevel Chock	02990-301A	24" (610)	3" (76)	7.5" (190)	4" (101)	5.63" (143)	5.13" (130)	2.25" (57)	3.25" (83)	9" (229)	10.5" (267)	0.5" (13)	50 (23)
UMC-KC30	30" Kevel Chock	01081-301A	30" (762)	3.25" (83)	9.5" (241)	4" (101)	7" (178)	5.62" (143)	2.38" (60)	6.88" (175)	14" (365)	20.25" (514)	0.5" (13)	75 (34)
UMC-482	36" Kevel Chock	01080-301A	36" (914)	4" (101)	11" (279)	5" (127)	8" (203)	6.75" (171)	3.25" (83)	8.25" (210)	17" (432)	23.5" (592)	.56" (14)	107 (48.50)
UMC-483	42" Kevel Chock	01090-301A	42" (1066)	4.75" (121)	12.5" (318)	6" (152)	9" (229)	7.88" (200)	4.13" (104)	9.63" (245)	20" (508)	26.75" (679)	.53" (13)	168 (76)
UMC-484	48" Kevel Chock	01100-301A	48" (1219)	5.5" (140)	14" (356)	7" (178)	10" (254)	9" (229)	5" (127)	11" (279)	23" (584)	30" (762)	.65" (17)	220 (100)

## Kevel Chocks Thru Deck | 42" & 48" | Cast Steel

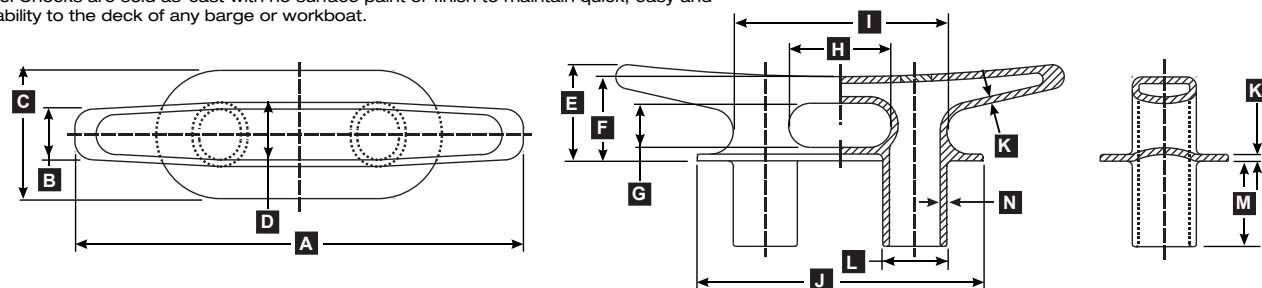
UMC offers a several Thru-Deck Kevel Chocks for any deck application. Available sizes are 42" long weighing 220lbs and 48" long weighing 380lbs. Our Kevel Chocks are made from ASTM A27 cast steel and are built to withstand the toughest conditions.

Kevel Chocks are designed primarily to be used with line or wire for barge coupling, checking, or mooring. They are typically placed along the gunnels of a barge or work-boat. UMC's Thru Deck Kevel Chocks are the perfect solution for towing applications where more rigidity is needed to prevent the deck fitting from tearing off the deck under extreme load situations.

ASTM A27-70-36 Cast Steel

UMC's Kevel Chocks are sold as-cast with no surface paint or finish to maintain quick, easy and safe weld-ability to the deck of any barge or workboat.

## UMC-483TD, UMC-484TD



Model Number	Description	Part Number	A in. (mm)	B in. (mm)	C in. (mm)	D in. (mm)	E in. (mm)	F in. (mm)	G in. (mm)	H in. (mm)	I in. (mm)	J in. (mm)	K in. (mm)	L in. (mm)	M in. (mm)	N in. (mm)	Weight Total Lbs (Kgs.)
UMC-483TD	42" Thru Deck Kevel Chock	01091-301A	42" (1067)	4.75" (121)	12" (305)	6" (152)	9" (229)	7.88" (200)	4.13" (105)	9.63" (245)	20" (508)	26.75" (679)	.63" (16)	6" Ø (152)	8" (203)	.63" (16)	220 (100)
UMC-484TD	48" Thru Deck Kevel Chock	01102-301A	48" (1219)	6" (152)	12" (305)	6" (152)	15" (381)	13" (330)	8.25" (210)	6" (152)	18" (457)	24" (607)	3.6" (916)	6" Ø (152)	10.5" (267)	.875" (22)	380 (172)



## Kevels | 36", 42", 48" | Cast Steel

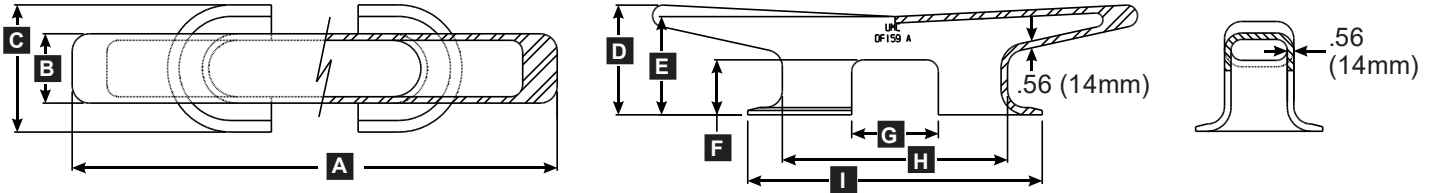
UMC offers a wide range of Kevels for any deck application. Sizes range from 12" long weighing 8lbs to 60" long weighing just under 400lbs. Our Kevels are made from ASTM A27 cast steel and are built to withstand the toughest conditions.

Large Kevels like the UMC-48A, 36A and 159A are designed primarily to be used with line or wire for barge coupling, checking, or mooring. They are typically placed along the gunnels of a barge or work-boat.

ASTM A27-70-36 Cast Steel

UMC's Kevels are sold as-cast with no surface paint or finish to maintain quick, easy and safe weld-ability to the deck of any barge or workboat.

## UMC-48A, UMC-36A, UMC-159A



Model Number	Description	Part Number	A in. (mm)	B in. (mm)	C in. (mm)	D in. (mm)	E in. (mm)	F in. (mm)	G in. (mm)	H in. (mm)	I in. (mm)	Weight Total Lbs (Kgs.)
UMC-48A	36" Kevel	01050-301A	36" (914)	5" (127)	10" (354)	7.13" (181)	5.88" (149)	3.5" (89)	5" (127)	16.5" (419)	22.5" (572)	81 (37)
UMC-36A	42" Kevel	01060-301A	42" (1067)	6" (152)	11" (279)	7.5" (191)	6.5" (165)	3.25" (83)	7.5" (191)	19.5" (495)	25.5" (648)	114 (52)
UMC-159A	48" Kevel	01070-301A	48" (1219)	6.5" (165)	11" (279)	10" (254)	8.75" (222)	5" (127)	8" (203)	21" (533)	27" (686)	175 (79)

## Kevels | 60" | Cast Steel

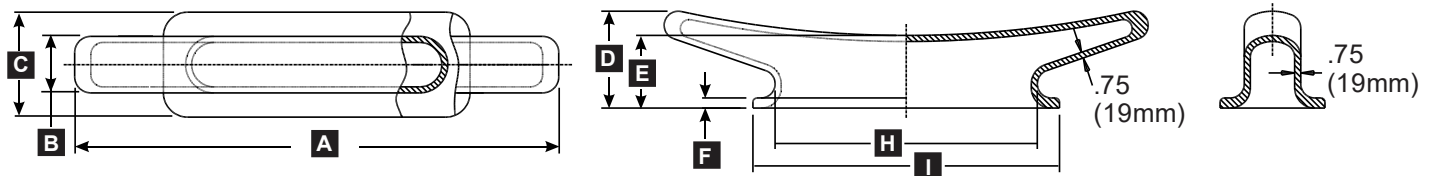
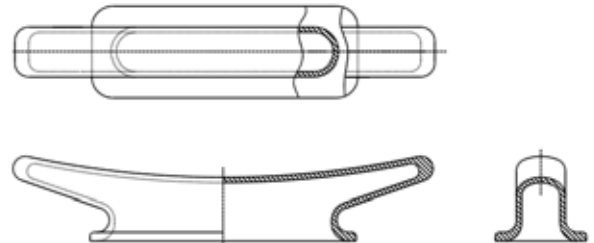
## UMC-KC60

UMC offers a wide range of Kevels for any deck application. Sizes range from 12" long weighing 8lbs to 60" long weighing just under 400lbs. Our Kevels are made from ASTM A27 cast steel and are built to withstand the toughest conditions.

Large Kevels like the UMC-KC60 are designed primarily to be used with line or wire for barge coupling, checking, or mooring. They are typically placed along the gunnels of a barge or work-boat.

ASTM A27-70-36 Cast Steel

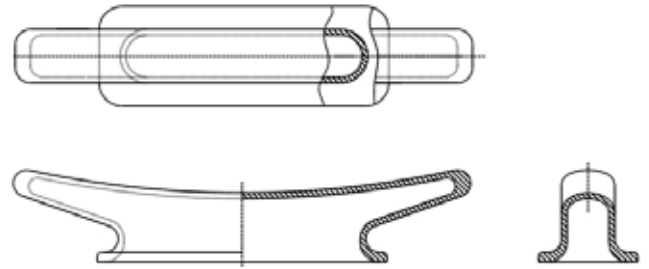
UMC's Kevels are sold as-cast with no surface paint or finish to maintain quick, easy and safe weld-ability to the deck of any barge or workboat.



Model Number	Description	Part Number	A in. (mm)	B in. (mm)	C in. (mm)	D in. (mm)	E in. (mm)	F in. (mm)	G in. (mm)	H in. (mm)	I in. (mm)	Weight Total Lbs (Kgs.)
UMC-KC60	60" Kevel	01101-301A	60" (1524)	7" (178)	11.5" (292)	12" (305)	9" (229)	1.25" (32)	NA	32.5" (826)	38" (965)	390 (177)

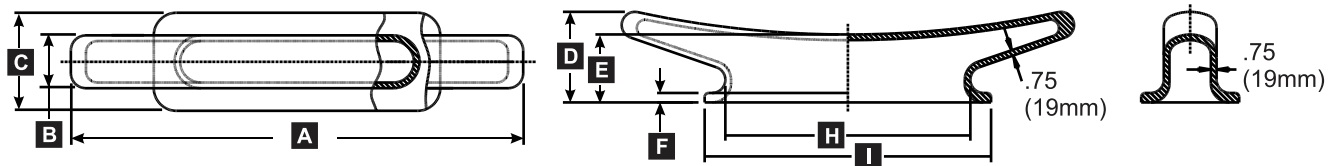
## Kevel | 60" Cast Steel

Universal Kevel.  
ASTM A27-70-36 Cast Steel



Model Number	Description	Autocad PDF/DXF	Part Number	Weight Total Lbs (Kgs.)
UMC-KC60	60" Kevel		01101-301A	390 (177)

## X-Large Kevels    ASTM A27-70-36 Cast Steel



MODEL #	DESCRIPTION	PART #	DIMENSIONS IN INCHES (MM)									LBS (KGS)
			A	B	C	D	E	F	G	H	I	
UMC-KC60	KEVEL, 60"	01101-301A	60" (1524)	7" (178)	11.5" (292)	12" (305)	9" (229)	1.25" (32)	N/A" (N/A)	32.5" (826)	38" (965)	390 (177)

## Kevels | 18" | Cast Steel

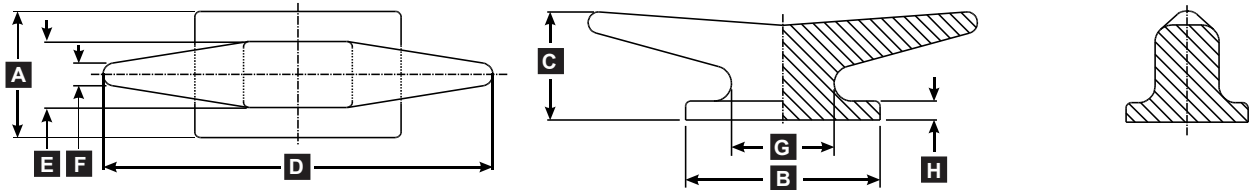
**UMC-518**

UMC offers a wide range of Kevels for any deck application. Sizes range from 12" long weighing 8lbs to 60" long weighing just under 400lbs. Our Kevels are made from ASTM A27 cast steel and are built to withstand the toughest conditions.

Small Kevels like the UMC-518 are designed primarily to be used with line for checking, or mooring. They are typically placed along the gunnels of a push-boat/ tow-boat or along a dock.

ASTM A27-70-36 Cast Steel

UMC's Kevels are sold as-cast with no surface paint or finish to maintain quick, easy and safe weld-ability to the deck of any barge or workboat.



Model Number	Description	Part Number	A in. (mm)	B in. (mm)	C in. (mm)	D in. (mm)	E in. (mm)	F in. (mm)	G in. (mm)	H in. (mm)	Weight Total Lbs (Kgs.)
UMC-518	18" Kevel	02720-301A	5.5" (140)	9" (289)	5" (127)	18" (457)	2.88" (73)	1" (25)	4.75" (121)	.88" (22)	34 (15.4)

## Cleats | 8", 10", 12", 14", 16", 18" | Large Base | Cast Steel

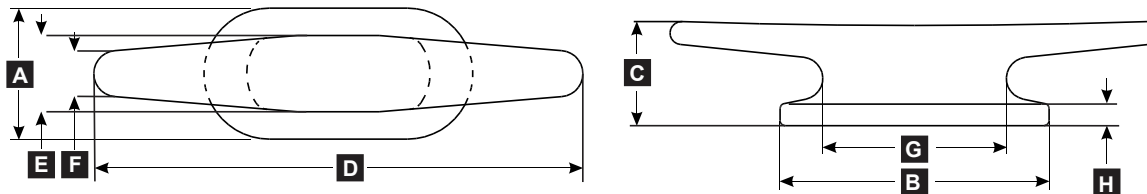
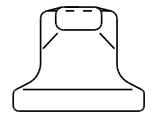
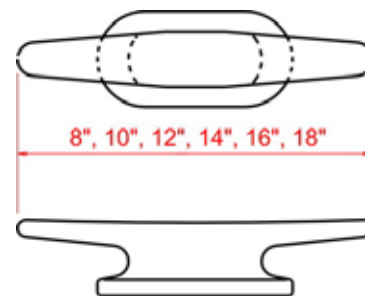
**UMC Cleats**

UMC offers a wide range of Cleats for any deck application. Sizes range from 8" long weighing 3lbs to 18" long weighing 24lbs. Our Cleats are made from ASTM A27 cast steel and are built to withstand the toughest conditions.

Cleats are designed primarily to be used with line for checking, or mooring. They are typically placed along the gunnels of a push-boat/ tow-boat or along a dock.

ASTM A27-70-36 Cast Steel

UMC's Cleats are sold as-cast with no surface paint or finish to maintain quick, easy and safe weld-ability to the deck of any barge or workboat.



Model Number	Description	Part Number	A in. (mm)	B in. (mm)	C in. (mm)	D in. (mm)	E in. (mm)	F in. (mm)	G in. (mm)	H in. (mm)	Weight Total Lbs (Kgs.)
UMC-CL-8-LB	8" Cleat Large Base	08721-301A	2.14" (54)	4.40" (112)	1.70" (43)	8.00" (203)	1.25" (32)	.75" (19)	3.00" (76)	.35" (9)	3.00 (1.36)
UMC-CL-10-LB	10" Cleat Large Base	08721-302A	2.68" (68)	5.13" (130)	2.23" (57)	10.00" (254)	1.42" (36)	.80" (20)	3.76" (96)	.40" (10)	4.25 (1.93)
UMC-CL-12-LB	12" Cleat Large Base	08721-303A	3.50" (89)	5.88" (149)	2.75" (70)	12.00" (305)	1.70" (43)	1.10" (28)	4.38" (111)	.55" (14)	8.00 (3.63)
UMC-CL-14-LB	14" Cleat Large Base	08721-304A	4.00" (102)	7.00" (178)	3.20" (81)	14.00" (356)	2.13" (54)	1.37" (35)	5.00" (127)	.63" (16)	13.00 (5.90)
UMC-CL-16-LB	16" Cleat Large Base	08721-305A	4.50" (114)	8.25" (210)	3.50" (89)	16.00" (406)	2.13" (54)	1.54" (39)	6.00" (152)	.75" (19)	18.25 (8.28)
UMC-CL-18-LB	18" Cleat Large Base	08721-306A	4.75" (121)	9.25" (235)	4.26" (108)	18.00" (457)	2.68" (68)	1.54" (39)	6.75" (171)	.88" (22)	24.00 (10.89)

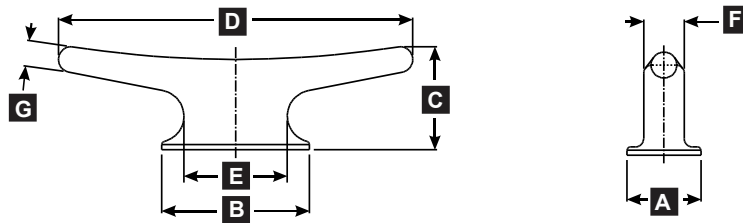
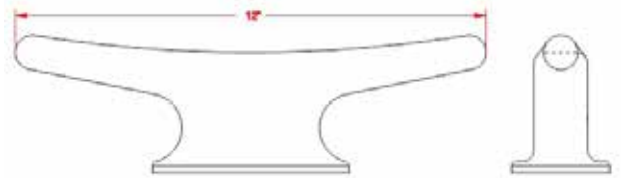
## Kevels | 12" Small Base | Cast Steel

## UMC-K12A

UMC offers a wide range of Kevels for any deck application. Sizes range from 12" long weighing 8lbs to 60" long weighing just under 400lbs. Our Kevels are made from ASTM A27 cast steel and are built to withstand the toughest conditions.

Small Kevels like the UMC-K12A are designed primarily to be used with line for checking, or mooring. They are typically placed along the gunnels of a push-boat/ tow-boat or along a dock.

ASTM A27-70-36 Cast Steel  
UMC's Kevels are sold as-cast with no surface paint or finish to maintain quick, easy and safe weld-ability to the deck of any barge or workboat.



Model Number	Description	Part Number	A in. (mm)	B in. (mm)	C in. (mm)	D in. (mm)	E in. (mm)	F in. (mm)	G in. (mm)	Weight Total Lbs (Kgs.)
UMC-K12A	12" Kevel Small Base	08720-301A	2.5" (64)	5" (127)	3.5" (89)	12" (305)	3.5" (89)	1.38" (35)	.88" (22)	7.6 (3.4)

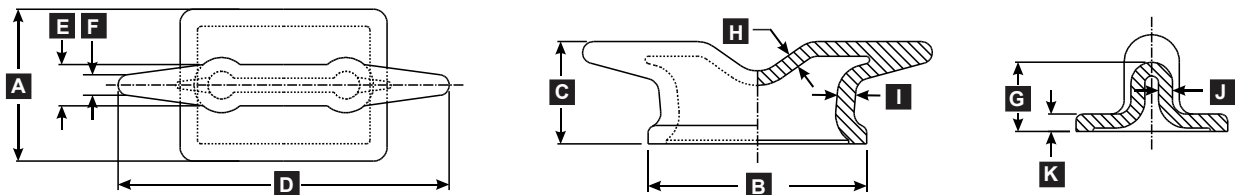
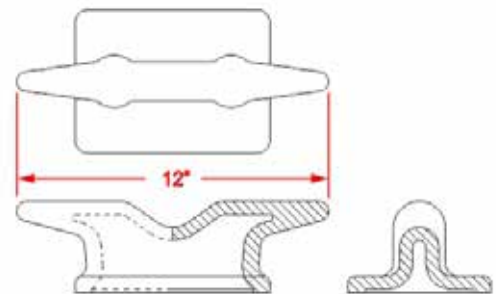
## Kevels | 12" Large Base | Cast Steel

## UMC-K12B

UMC offers a wide range of Kevels for any deck application. Sizes range from 12" long weighing 8lbs to 60" long weighing just under 400lbs. Our Kevels are made from ASTM A27 cast steel and are built to withstand the toughest conditions.

Small Kevels like the UMC-K12B are designed primarily to be used with line for checking, or mooring. They are typically placed along the gunnels of a push-boat/ tow-boat or along a dock.

ASTM A27-70-36 Cast Steel  
UMC's Kevels are sold as-cast with no surface paint or finish to maintain quick, easy and safe weld-ability to the deck of any barge or workboat.



Model Number	Description	Part Number	A in. (mm)	B in. (mm)	C in. (mm)	D in. (mm)	E in. (mm)	F in. (mm)	G in. (mm)	H in. (mm)	I in. (mm)	J in. (mm)	K in. (mm)	Weight Total Lbs (Kgs.)
UMC-K12B	12" Kevel Large Base	08740-301A	5.5" (140)	7.5" (191)	3.5" (89)	12" (305)	1.5" (38)	.75" (19)	2.5" (64)	.5" (13)	.63" (16)	.5" (13)	.63" (16)	12 (5.4)



## Single Bitts | 8", 10" | Cast Steel

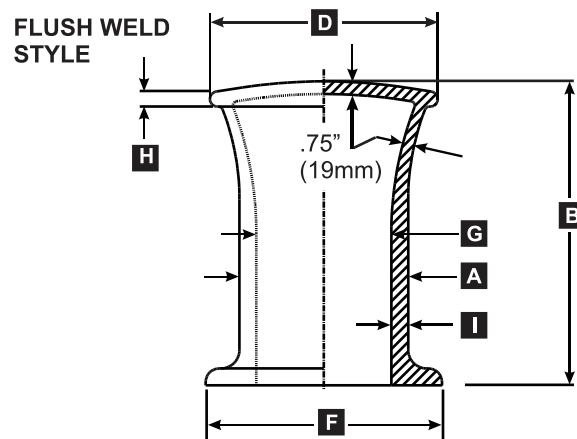
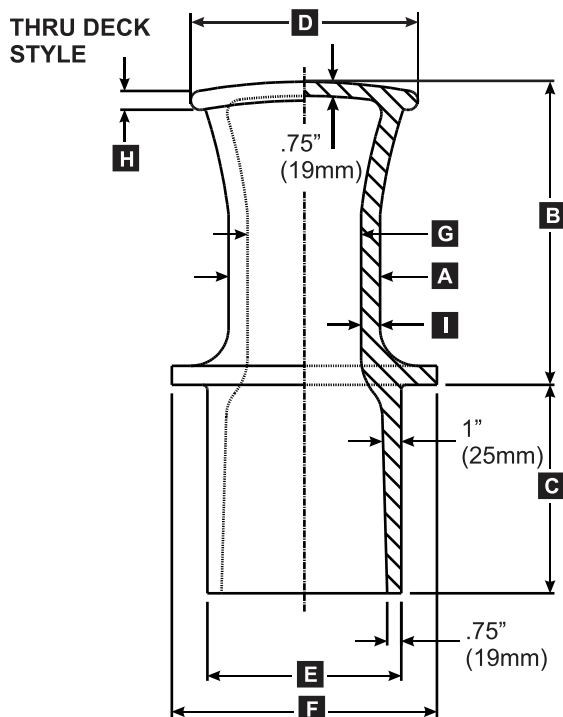
Universal Single Bitts.

ASTM A27-70-36 Cast Steel



Model Number	Description	Autocad PDF/DXF	Part Number	Weight Total Lbs (Kgs.)
UMC-492	8" Square Base Thru-Deck Single Bitt (Heavy Duty)		03720-301A	370 (168)
UMC-530	8" Round Base Thru-Deck Single Bitt		08000-301A	260 (118)
UMC-SB10T	10" Round Base Thru-Deck Single Bitt		01142-301A	292 (132)
UMC-SB10	10" Round Base Flush-Weld Single Bitt		01140-301A	190 (86)

## Single Bitts ASTM A27-70-36 Cast Steel



MODEL	DESCRIPTION	STYLE	PART #	DIMENSIONS IN INCHES (MM)									LBS (KGS)
				A	B	C	D	E	F	G	H	I	
UMC-492	SINGLE BITT 8" SQUARE BASE	THRU DECK HEAVY DUTY	03720-301A	8" Ø (203)	21" (533)	12" (305)	12" Ø (305)	9.63" Ø (245)	14" (356)	5" Ø (127)	1" (25)	1.5" (38)	370 (168)
UMC-530	SINGLE BITT 8" ROUND BASE	THRU DECK	08000-301B	8" Ø (203)	16" (406)	11" (279)	12" Ø (305)	10.25" Ø (260)	14" Ø (356)	6" (152)	1" (25)	1" (25)	260 (117)
UMC-SB10-T	SINGLE BITT 10" ROUND BASE	THRU DECK	01142-301A	10" Ø (254)	18" (457)	12" (305)	13.5" Ø (343)	10" Ø (254)	14" Ø (356)	8" (203)	1.46" (37)	1" (25)	293 (132)
UMC-SB10	SINGLE BITT 10" ROUND BASE	FLUSH WLD	01140-301A	10" Ø (254)	18" (457)	N/A	13.5" Ø (343)	N/A	14" Ø (356)	8" (203)	1.46" (37)	1" (25)	190 (86)

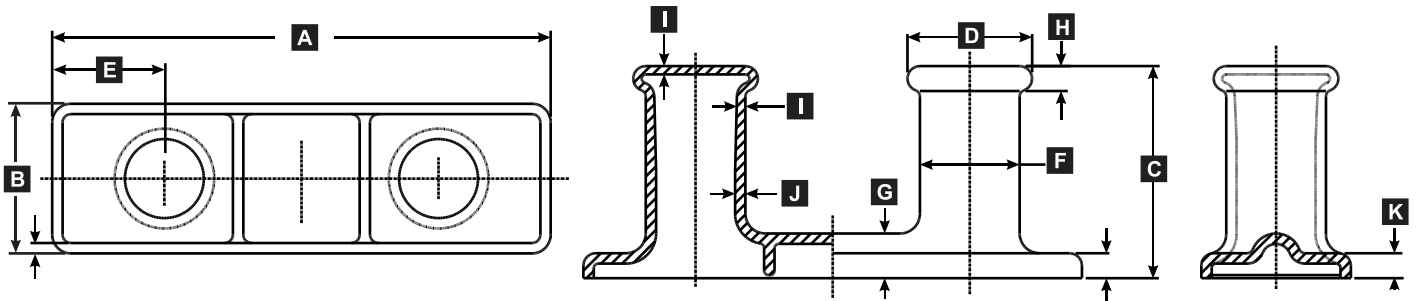
## Large Double Bitts | 12", 14" | Cast Steel

Universal Large Double Bitts.  
ASTM A27-70-36 Cast Steel



Model Number	Description	Autocad PDF/DXF	Part Number	Weight Total Lbs (Kgs.)
UMC-491	12" Double Bitt		05970-301A	1045 (474)
UMC-DB14	14" Double Bitt		01121-301A	1596 (724)

## Large Double Bitt ASTM A27-70-36 Cast Steel



MODEL	DESCRIPTION	PART #	DIMENSIONS IN INCHES (MM)											LBS (KGS)
			A	B	C	D	E	F	G	H	I	J	K	
UMC-491	DOUBLE BITT 12"	05970-301A	60" (1524)	18" (457)	25.5" (647)	15" Ø (381)	13.5" (343)	12" Ø (305)	5.4" (137)	3" (83)	1" (25)	1.25" (32)	3" (76)	1045 (474)
UMC-14	DOUBLE BITT 14"	01121-301A	66" (1676)	21" (533)	26.25" (667)	17.5" Ø (445)	13" (343)	14" Ø (356)	5.7" (145)	3.5" (89)	1" (25)	1.5" (38)	3.5" (89)	1596 (724)

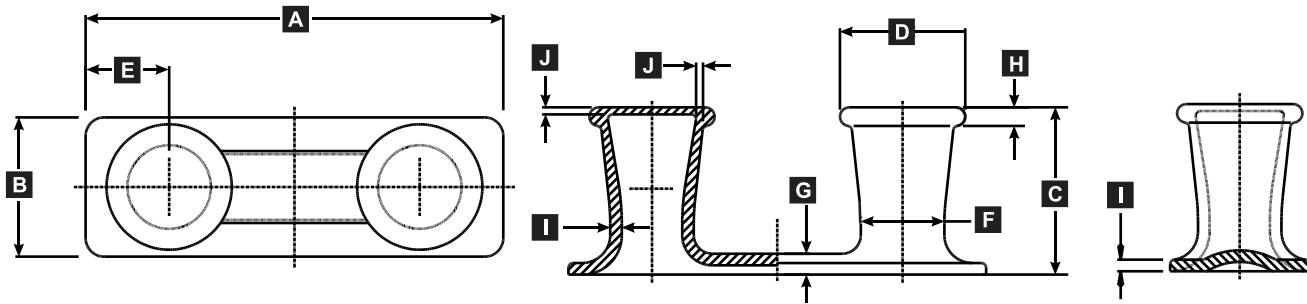
## Double Bitts | 8", 10" | Cast Steel

Universal Double Bitts.  
ASTM A27-70-36 Cast Steel

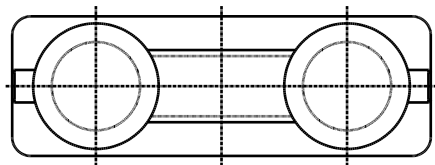


Model Number	Description	Autocad PDF/DXF	Part Number	Weight Total Lbs (Kgs.)
UMC-2	8" Double Bitt		01110-301A	320 (145)
UMC-2A	8" Double Bitt w/ Horns		04200-301A	331 (150)
UMC-40	10" Double Bitt		01120-301A	574 (260)
UMC-40A	10" Double Bitt w/ Horns		03760-301A	579 (262)

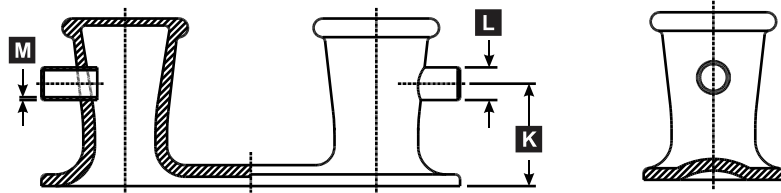
## Double Bitts ASTM A27-70-36 Cast Steel



MODEL	DESCRIPTION	PART #	DIMENSIONS IN INCHES (MM)										LBS (KGS)
			A	B	C	D	E	F	G	H	I	J	
UMC-2	DOUBLE BITT 8"	01110-301A	40" (1016)	14" (336)	16" (406)	11" Ø (279)	8" (203)	7" Ø (177)	2" (51)	2" (51)	1.25" (32)	.72" (18)	320 (145)
UMC-40	DOUBLE BITT 10"	01120-301A	45" (1143)	15" (381)	18" (457)	13.5" Ø (343)	9" (228)	9" Ø (228)	2.25" (57)	2" (51)	1.25" (32)	.75" R (19)	574 (260)



DOUBLE BITTS WITH HORNS



MODEL	DESCRIPTION	PART #	DIMENSIONS IN INCHES (MM)				LBS
				K	L	M	(KGS)
UMC-2A	DOUBLE BITT 8" WITH HORNS	04200-301A	SEE DIMENSIONS FOR UMC-2 ABOVE	10" (254)	3.5" Ø (89)	.3" (8)	331 (150)
UMC-40A	DOUBLE BITT 10" WITH HORNS	03760-301A	SEE DIMENSIONS FOR UMC-40 ABOVE	11" (279)	3.5" Ø (89)	.3" (8)	579 (262)

## Roller Buttons | 11", 12.5", 15.5" | Assemblies

Universal Roller Buttons.  
ASTM A27-70-36 Cast Steel



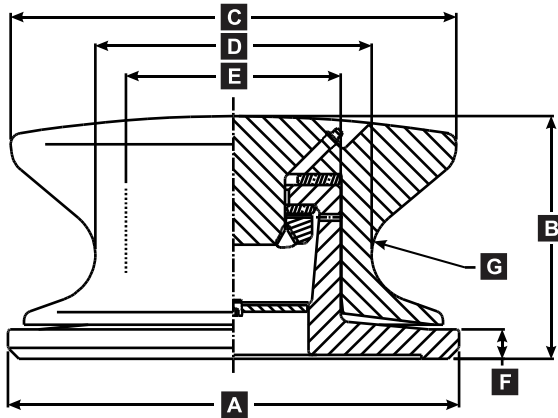
UMC-50  
08670-152A



UMC-75  
08671-152A

Model Number	Description	Autocad PDF/DXF	Part Number	Weight Total Lbs (Kgs.)
UMC-1048	13.5" Roller Button		08674-101A	250 (113)
UMC-50	11" Roller Button		08670-152A	100 (45)
UMC-75	12.5" Roller Button		08671-152A	136 (62)
UMC-100	15" Roller Button		08672-152A	235 (107)

## Roller Buttons ASTM A27-70-36 Cast Steel



MODEL	DESCRIPTION	PART #	DIMENSIONS IN INCHES (MM)							LBS (KGS)
			A	B	C	D	E	F	G	
UMC-50	ROLLER BUTTON, WELDED 11"	08670-152A	12.5" Ø (317)	5.29" (134)	11" Ø (279)	8" Ø (203)	5.5" Ø (138)	1" (25)	.78" R (20)	100 (45)
UMC-75	ROLLER BUTTON, WELDED 12.5"	08671-152A	16.65" Ø (423)	6.8" (173)	12.5" Ø (316)	7.75" Ø (197)	6" Ø (152)	.83" (21)	1.33" R (34)	136 (62)
UMC-100	ROLLER BUTTON, WELDED 15.5"	08672-152A	14.86" Ø (377)	7.88" (200)	15" Ø (381)	9.25" Ø (235)	7" Ø (178)	1" (25)	1.56" R (40)	235 (107)



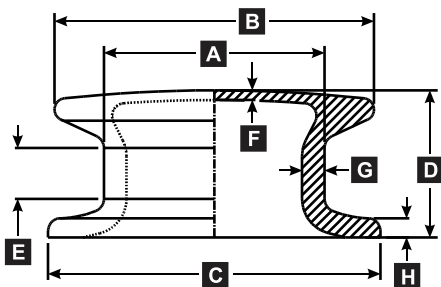
## Button Chocks | 6", 8", 10" | Cast Steel

Universal Button Chocks.  
ASTM A27-70-36 Cast Steel



Model Number	Description	Autocad PDF/DXF	Part Number	Weight Total Lbs (Kgs.)
UMC-192	6" Button Chock		01160-301A	38 (17)
UMC-473	8" Button Chock		01180-301A	75 (34)
UMC-185	10" Button Chock		01170-301A	144 (65)

## Button Chocks ASTM A27-70-36 Cast Steel



MODEL	DESCRIPTION	PART #	DIMENSIONS IN INCHES (MM)								LBS (KGS)
			A	B	C	D	E	F	G	H	
UMC-192	BUTTON CHOCK, 6"	01160-301A	6" Ø (152)	8.5" Ø (216)	12" Ø (305)	4.13" (181)	1.13" R (105)	.75" (89)	.75" (19)	.52" (13)	38 (17)
UMC-473	BUTTON CHOCK, 8"	01180-301A	8.6" Ø (218)	12.5" Ø (318)	13" Ø (330)	5.75" (146)	2" (51)	.38" (10)	.88" (22)	.75" (19)	75 (34)
UMC-185	BUTTON CHOCK, 10"	01170-301A	10" Ø (254)	15" Ø (381)	17" Ø (432)	8.5" (216)	N/A (N/A)	.5" (13)	1" (25)	.63" (16)	144 (65)

## Roller Button | Welded |

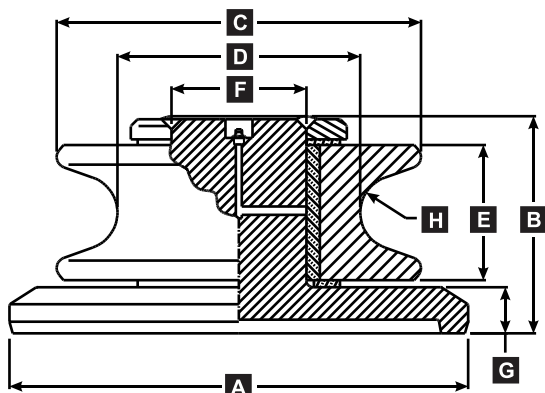
Universal Roller Button.  
ASTM A27-70-36 Cast Steel



UMC-1048  
08674-101A

Model Number	Description	Autocad PDF/DXF	Part Number	Weight Total Lbs (Kgs.)
UMC-1048	13.5" Roller Button		08674-101A	250 (113)

## Roller Buttons ASTM A27-70-36 Cast Steel



MODEL	DESCRIPTION	PART #	DIMENSIONS IN INCHES (MM)								LBS (KGS)
			A	B	C	D	E	F	G	H	
UMC-1048	ROLLER BUTTON WELDED	08674-101A	17" Ø (432)	8.03" (204)	13.5" Ø (343)	9" Ø (229)	5" (127)	5" Ø (127)	1.7" (43)	1.38" R (35)	250 (113)

## Roller Chock

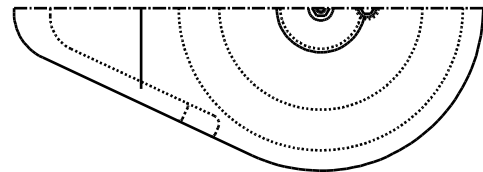
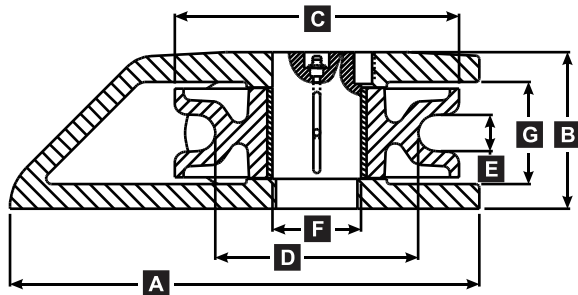
Universal Roller Chock.  
ASTM A27-70-36 Cast Steel



UMC-972  
08830-101A

Model Number	Description	Autocad PDF/DXF	Part Number	Weight Total
08830-101A	Roller Chock		UMC-927	

## Roller Chock ASTM A27-70-36 Cast Steel



MODEL	DESCRIPTION	PART #	DIMENSIONS IN INCHES (MM)							LBS (KGS)
			A	B	C	D	E	F	G	
UMC-927	ROLLER CHOCK	08830-101A	13" (330)	4.33" (109)	7.88" Ø (194)	5.63" Ø (143)	1" (25)	2.44" Ø (62)	2.83" (72)	50 (23)

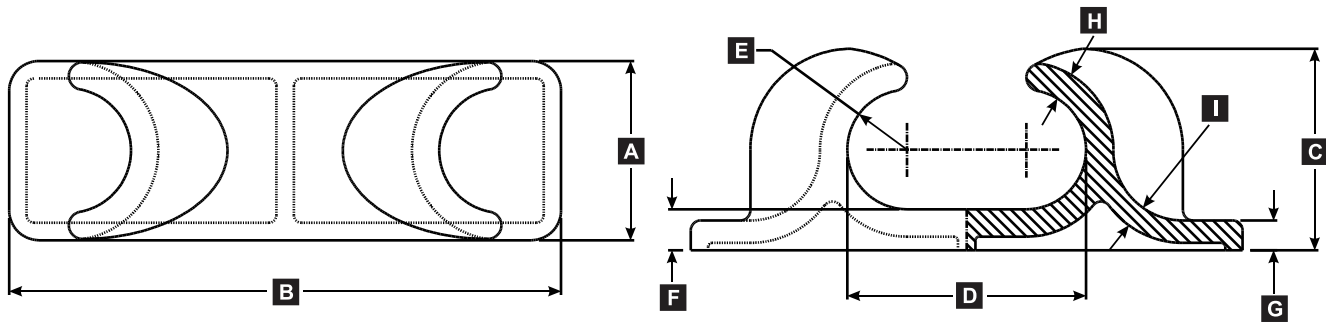
## Open Chocks | 9", 12" | Cast Steel

Universal Open Chocks.  
ASTM A27-70-36 Cast Steel



Model Number	Description	Autocad PDF/DXF	Part Number	Weight Total Lbs (Kgs.)
UMC-485	9" Open Chock		07870-301A	176 (80)
UMC-489	12" Open Chock		06242-301A	435 (197)

## Open Chocks ASTM A27-70-36 Cast Steel



MODEL	DESCRIPTION	PART #	DIMENSIONS IN INCHES (MM)									LBS (KGS)
			A	B	C	D	E	F	G	H	I	
UMC-485	OPEN CHOCK, 9"	07870-301A	9" (229)	27.75" (705)	10.13" (257)	12" (305)	3" R (76)	2.06" (52)	1.5" (38)	1.375" (35)	1.125" (29)	176 (80)
UMC-489	OPEN CHOCK, 12"	06242-301A	12" (305)	36" (914)	13.38" (340)	16" (406)	4" R (101)	2.63" (67)	2.63" (67)	1.75" (44)	1.5" (38)	435 (197)

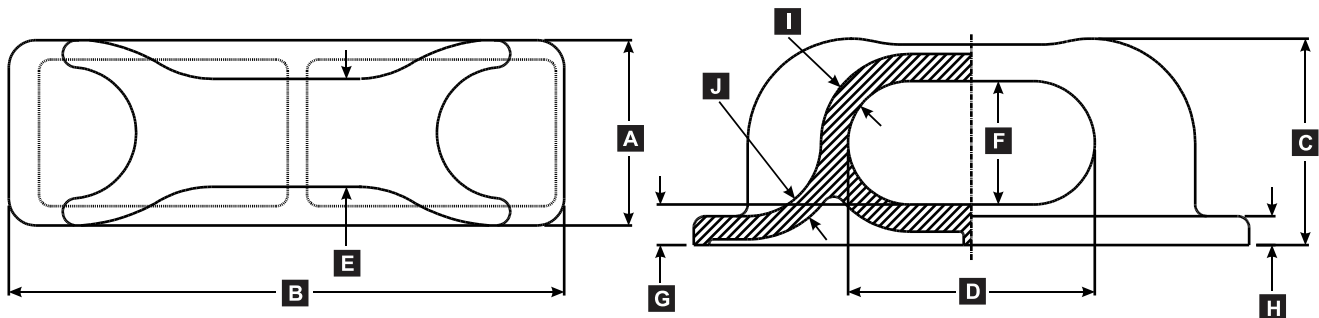
## Closed Chocks | 9", 12", 14" | Cast Steel

Universal Closed Chocks.  
ASTM A27-70-36 Cast Steel



Model Number	Description	Autocad PDF/DXF	Part Number	Weight Total Lbs (Kgs.)
UMC-485	9" Open Chock		07870-301A	176 (80)
UMC-489	12" Open Chock		06242-301A	435 (197)

## Closed Chocks ASTM A27-70-36 Cast Steel



MODEL	DESCRIPTION	PART #	DIMENSIONS IN INCHES (MM)										LBS (KGS)
			A	B	C	D	E	F	G	H	I	J	
UMC-480	CLOSED CHOCK, 9"	04610-301A	9" (229)	27.75" (705)	10.13" (257)	12" (305)	5.25" (133)	6" (152)	2.06" (52)	1.5" (38)	1.375" (35)	1.125" (29)	176 (80)
UMC-490	CLOSED CHOCK, 12"	06240-301A	12" (305)	36" (914)	13.38" (340)	16" (406)	7" (178)	8" (203)	2.63" (67)	1.88" (48)	1.75" (44)	1.5" (38)	455 (206)
UMC-14	CLOSED CHOCK, 14"	06241-301A	14" (356)	42" (1066)	15.63" (397)	18.75" (476)	8.17" (208)	9.38" (239)	3.06" (78)	2.19" (56)	2" (51)	1.75" (44)	725 (329)



## D-Ring

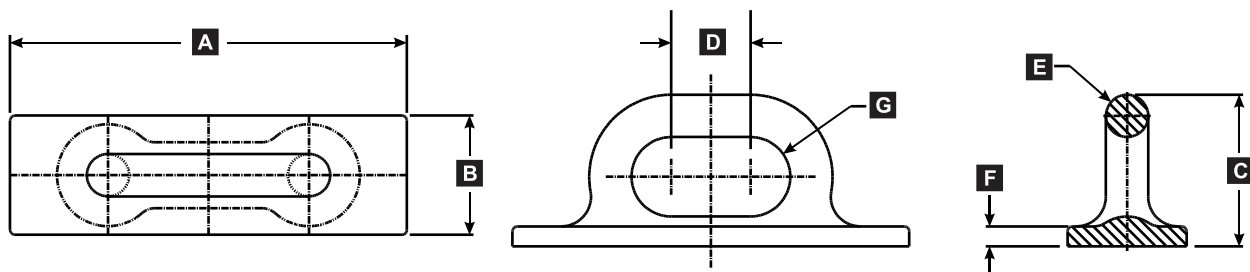
Universal D-Ring  
ASTM A27-70-36 Cast Steel



Model Number	Description	Autocad PDF/DXF	Part Number	Weight Total Lbs (Kgs.)
UMC-196	D-Ring		01190-301A	60 (27)

## D-Rings

## ASTM A27-70-36 Cast Steel



MODEL	DESCRIPTION	PART #	DIMENSIONS IN INCHES (MM)								WEIGHT
			A	B	C	D	E	F	G		
UMC-196	D-RING	01190-301A	20" (508)	6" (152)	7.63" (194)	4" (102)	2.13" Ø (54)	1" (25)	2" R (51)		60 (27)

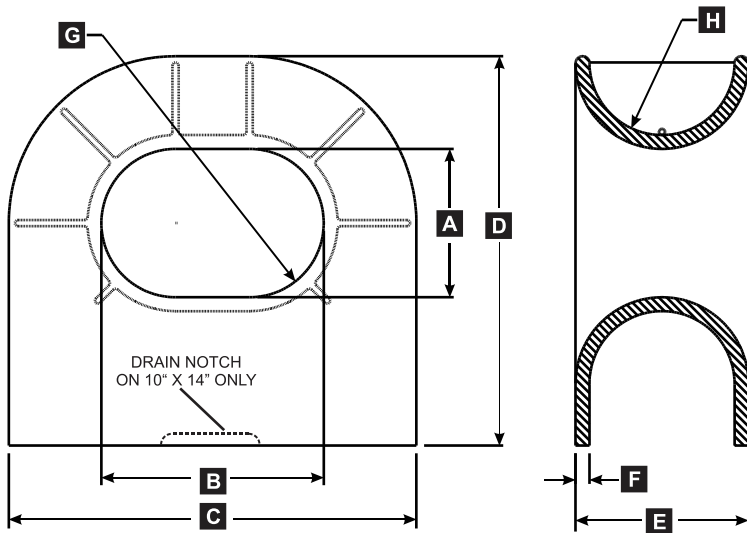
## Panama Chocks | 10" X 14", 12: X 18" | Cast Steel

Universal Panama Chocks.  
ASTM A27-70-36 Cast Steel



Model Number	Description	Autocad PDF/DXF	Part Number	Weight Total Lbs (Kgs.)
UMC-531-1014	Panama Chock 10x14		08370-301A	343 (156)
UMC-531-1218	Panama Chock 12x18		08372-301A	670 (304)

## Panama Chocks ASTM A27-70-36 Cast Steel



MODEL	DESCRIPTION	PART #	DIMENSIONS IN INCHES (MM)								LBS (KGS)
			A	B	C	D	E	F	G	H	
UMC-1014	PANAMA CHOCK, 10" X 14"	08370-301A	10" (152)	14" (210)	28" (305)	27.25" (181)	14" (105)	.75" (89)	5" R (19)	5.5" R (13)	335 (17)
UMC-1218	PANAMA CHOCK, 12" X 18"	08372-301A	12" (218)	18" (318)	33" Ø (330)	31.5" (146)	14" (51)	1.13" (10)	6" R (22)	5.88" R (19)	583 (34)

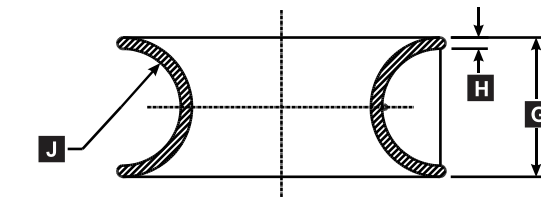
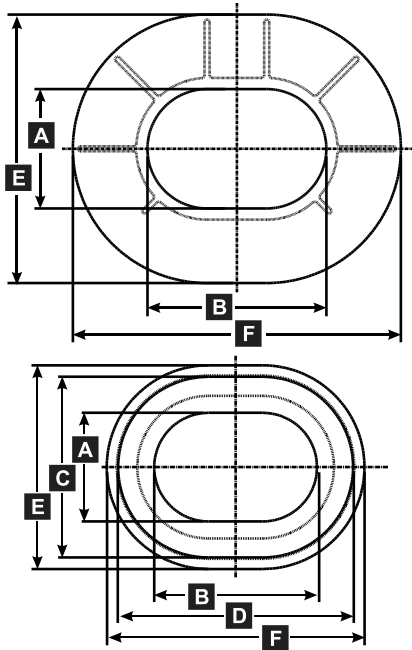
## Mooring Eyes | 12" X 18", 8" X 12" | Cast Steel

Universal Mooring Eyes.  
ASTM A27-70-36 Cast Steel

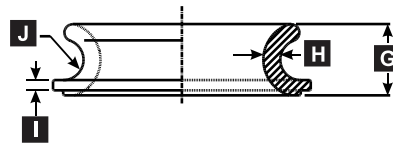


Model Number	Description	Autocad PDF/DXF	Part Number	Weight Total Lbs (Kgs.)
UMC-531-1014B	Panama Bulwark 10 x 14		08373-303A	430 (195)
UMC-528	Mooring Eye 8x12		08750-301A	102 (46)

## Mooring Eyes ASTM A27-70-36 Cast Steel



UMC-1218E - Mooring Eye 12" x 18"



UMC-M812 - Mooring Eye 8" x 12"

MODEL	DESCRIPTION	PART #	DIMENSIONS IN INCHES (MM)										LBS (KGS)
			A	B	C	D	E	F	G	H	I	J	
UMC-1218E	MOORING EYE 12X18"	08371-301A	12" (229)	18" (705)	N/A	N/A	27" (133)	33" (152)	14" (52)	1.13" (38)	N/A	5.88" R (29)	467 (80)
UMC-M812	MOORING EYE 8X12"	08750-301A	8" (305)	12" (914)	13.31" (340)	19" (483)	15" (178)	17.5" (203)	5.25" (67)	1.25" (48)	.75" (44)	1.5" R (38)	102 (206)



# Deck Winches

---

## UMC-BC-40-WDP - 40 Ton Manual Winches (Weld Down)

UMC's barge connecting winches have been connecting barges in North and South America for over 15 years. Our winches are built from the highest quality materials and designed for continued trouble free operation.



### Features

Barge Connecting Winches are designed primarily to be used with wire rope for barge coupling. They are typically placed on the port and starboard corners of the line deck and stern of a barge.

- Low profile compact design saves deck space
- Hand lever operated brake for controlled load release
- Hand wheel with spinner knob for fast take-up
- Ratchet lever for final tensioning
- Machine cut gearing
- Connector pin and yoke allows 360 degree rotation
- Unique pivot pin mounting (no D-Ring required)
- Front mounted rope guard aligns cable with drum
- Hand wheel featuring a spinner knob for quick take-up
- Hand lever brake for controlled load release
- Fully enclosed gearing and drum for safe operation
- Cast steel gear coupled with heat treated steel pinion gear for ultimate strength and durability
- Galvanized finish for corrosion resistance

Model Number	Part Number	Description	Handeling	Weight Total Lbs (Kgs.)	Autocad PDF/DXF/XML
UMC-BC-40-WDP-LH	08321-113B	40 Ton Manual Weld Down Winch (Galvanized)	LH	499 (226)	
UMC-BC-40-WDP-RH	08321-113A	40 Ton Manual Weld Down Winch (Galvanized)	RH	499 (226)	



## UMC-BC-40 - 40 Ton Manual Winches (Swivel)

UMC's barge connecting winches have been connecting barges in North and South America for over 15 years. Our winches are built from the highest quality materials and designed for continued trouble free operation.



### Features

Barge Connecting Winches are designed primarily to be used with wire rope for barge coupling. They are typically placed on the port and starboard corners of the line deck and stern of a barge.

- Low profile compact design saves deck space
- Hand lever operated brake for controlled load release
- Hand wheel with spinner knob for fast take-up
- Ratchet lever for final tensioning
- Machine cut gearing
- Connector pin and yoke allows 360 degree rotation
- Unique pivot pin mounting (no D-Ring required)
- Front mounted rope guard aligns cable with drum
- Fully enclosed gearing and drum for safe operation
- Cast steel gear coupled with heat treated steel pinion gear for ultimate strength and durability
- Galvanized finish for corrosion resistance

Model Number	Part Number	Description	Handeling	Weight Total Lbs (Kgs.)	Autocad PDF/DXF/XML
UMC-BC-40-S-RH	08321-103A	40 Ton Manual Swivel Winch (Galvanized)	RH	436 (198)	
UMC-BC-40-S-LH	08321-103B	40 Ton Manual Swivel Winch (Galvanized)	LH	436 (198)	

Ultimate Capacity: 80,000 lbs.  
Typical Line Capacity: 10,000 lbs.  
Drum Capacity 3/4": 95'  
Drum Capacity 7/8": 85'  
Drum Capacity 1": 70'





TOP  
VIEW

GRAB HANDLES

# Classic HEX-Bolt Flush Hatches

LOCKING BAR  
GUIDES

## BFHR14 - Flush Deck Hatch | Hex Centerbolt | Round 14" | Aluminum, Steel

The popular "Classic" Baier Flush Hatch™ is the flush-mounted, quick release, lift-out hatch with grab handles as shown. It has long been standard equipment on fish boats, tugs, barges, workboats, and other marine vessels, as well as many U.S. Navy and U.S. and Canadian Coast Guard vessels.

### FEATURES

- Cast Hatch Cover
- Cast Strongback
- Stainless Steel Hex Centerbolt and hardware Neoprene Cover Gasket and Washers (Buna-N optional)
- Cast / fabricated matching Deck Ring
- Every unit shipped with an underside escape turning bar for safety (turning wheel optional)
- Detachable Hex wrench used for quick operation, can be stored separately for security



### STRENGTH, SIMPLICITY and SECURITY

The ultimate in strength and simplicity, Baier's original patented strongback system has only two moving parts to secure the hatch cover to the deck. It is superior to other more complicated hatch closure systems in that it is simpler, stronger, more reliably watertight, infinitely adjustable from topside, and more easily serviced (parts are readily available and replaced in the field). Importantly, the recessed hex centerbolt and grab handles offer no snags for nets, lines or hardware.

### MATERIALS

The Classic Model BFH hatch product line is available in both cast aluminum and cast steel. Baier is the only company to offer steel hatch covers which is stronger, more durable, and more impact resistant when compared to iron hatches, especially in cold climates. All of our Steel Cover assemblies and deck rings are hot dip galvanized for superior corrosion resistance. The deck ring is available in galvanized mild steel (for welding into steel decks), or cast aluminum (for welding into aluminum decks or bolting to fiberglass or wood decks). Cast stainless steel hatches and fabricated stainless deck rings are available by special order.

Model	Material	Autocad PDF/DXF
BFHR14A/A	Aluminum / Aluminum	BFHR14A-A
BFHR14A/S	Aluminum / Steel	
BFHR14A/SS	Aluminum / Stainless Steel	



BFHR16A/A with Cast Aluminum Deck Ring



BFHR16A/S with Galvanized Steel Deck Ring

When ordering please specify:

Cover Material:  
cast aluminum  
only

Ring Material:  
cast aluminum,  
galvanized steel or  
stainless steel



Hatch Covers Available Separately

## BFHR16 - Flush Deck Hatch | Hex CenterBolt | Round 16" | Aluminum, Steel

The popular "Classic" Baier Flush Hatch™ is the flush-mounted, quick release, lift-out hatch with grab handles as shown. It has long been standard equipment on fish boats, tugs, barges, workboats, and other marine vessels, as well as many U.S. Navy and U.S. and Canadian Coast Guard vessels.

### FEATURES

- Cast Hatch Cover
- Cast Strongback
- Stainless Steel Hex Centerbolt and hardware Neoprene Cover Gasket and Washers (Buna-N optional)
- Cast / fabricated matching Deck Ring
- Every unit shipped with an underside escape turning bar for safety (turning wheel optional)
- Detachable Hex wrench used for quick operation, can be stored separately for security



### STRENGTH, SIMPLICITY and SECURITY

The ultimate in strength and simplicity, Baier's original patented strongback system has only two moving parts to secure the hatch cover to the deck. It is superior to other more complicated hatch closure systems in that it is simpler, stronger, more reliably watertight, infinitely adjustable from topside, and more easily serviced (parts are readily available and replaced in the field). Importantly, the recessed hex centerbolt and grab handles offer no snags for nets, lines or hardware.

### MATERIALS

The Classic Model BFH hatch product line is available in both cast aluminum and cast steel. Baier is the only company to offer steel hatch covers which is stronger, more durable, and more impact resistant when compared to iron hatches, especially in cold climates. All of our Steel Cover assemblies and deck rings are hot dip galvanized for superior corrosion resistance. The deck ring is available in galvanized mild steel (for welding into steel decks), or cast aluminum (for welding into aluminum decks or bolting to fiberglass or wood decks). Cast stainless steel hatches and fabricated stainless deck rings are available by special order.

Model	Material	Autocad PDF/DXF
BFHR16A/A	Aluminum / Aluminum	BFHR16A-A
BFHR16A/S	Aluminum / Steel	BFHR16S-S
BFHR16A/SS	Aluminum / Stainless Steel	BFHR16S-S
BFHR16S/S	Steel / Steel	BFHR16S-S
BFHR16S/SS	Steel / Stainless Steel	BFHR16S-S



BFHR16A/S with Cast Aluminum Deck Ring



BFHR16A/S with Galvanized Steel Deck Ring

When ordering please specify:

Cover Material:  
cast aluminum or  
galvanized steel  
Ring Material:  
cast aluminum,  
galvanized steel or  
stainless steel



Hatch Covers Available Separately



## BFHR18 - Flush Deck Hatch | Hex Centerbolt | Round 18" | Aluminum, Steel

The popular "Classic" Baier Flush Hatch™ is the flush-mounted, quick release, lift-out hatch with grab handles as shown. It has long been standard equipment on fish boats, tugs, barges, workboats, and other marine vessels, as well as many U.S. Navy and U.S. and Canadian Coast Guard vessels.

### FEATURES

- Cast Hatch Cover
- Cast Strongback
- Stainless Steel Hex Centerbolt and hardware Neoprene Cover Gasket and Washers (Buna-N optional)
- Cast / fabricated matching Deck Ring
- Every unit shipped with an underside escape turning bar for safety (turning wheel optional)
- Detachable Hex wrench used for quick operation, can be stored separately for security



### STRENGTH, SIMPLICITY and SECURITY

The ultimate in strength and simplicity, Baier's original patented strongback system has only two moving parts to secure the hatch cover to the deck. It is superior to other more complicated hatch closure systems in that it is simpler, stronger, more reliably watertight, infinitely adjustable from topside, and more easily serviced (parts are readily available and replaced in the field). Importantly, the recessed hex centerbolt and grab handles offer no snags for nets, lines or hardware.

### MATERIALS

The Classic Model BFH hatch product line is available in both cast aluminum and cast steel. Baier is the only company to offer steel hatch covers which is stronger, more durable, and more impact resistant when compared to iron hatches, especially in cold climates. All of our Steel Cover assemblies and deck rings are hot dip galvanized for superior corrosion resistance. The deck ring is available in galvanized mild steel (for welding into steel decks), or cast aluminum (for welding into aluminum decks or bolting to fiberglass or wood decks). Cast stainless steel hatches and fabricated stainless steel deck rings are available by special order.

Model	Material	Autocad PDF/DXF
BFHR18A/A	Aluminum / Aluminum	BFHR18A-A
BFHR18A/S	Aluminum / Steel	BFHR18S-S
BFHR18A/SS	Aluminum / Stainless Steel	BFHR18S-S
BFHR18S/S	Steel / Steel	BFHR18S-S
BFHR18S/SS	Steel / Stainless Steel	BFHR18S-S




BFHR18A/A with Cast Aluminum Deck Ring



BFHR18A/S with Galvanized Steel Deck Ring

When ordering please specify:

Cover Material:  
cast aluminum or  
galvanized steel  
Ring Material:  
cast aluminum,  
galvanized steel or  
stainless steel



Hatch Covers Available Separately

## BFHR20 - Flush Deck Hatch | Hex Centerbolt | Round 20" | Aluminum, Steel

The popular "Classic" Baier Flush Hatch™ is the flush-mounted, quick release, lift-out hatch with grab handles as shown. It has long been standard equipment on fish boats, tugs, barges, workboats, and other marine vessels, as well as many U.S. Navy and U.S. and Canadian Coast Guard vessels.

### FEATURES

- Cast Hatch Cover
- Cast Strongback
- Stainless Steel Hex Centerbolt and hardware Neoprene Cover Gasket and Washers (Buna-N optional)
- Cast / fabricated matching Deck Ring
- Every unit shipped with an underside escape turning bar for safety (turning wheel optional)
- Detachable Hex wrench used for quick operation, can be stored separately for security



### STRENGTH, SIMPLICITY and SECURITY

The ultimate in strength and simplicity, Baier's original patented strongback system has only two moving parts to secure the hatch cover to the deck. It is superior to other more complicated hatch closure systems in that it is simpler, stronger, more reliably watertight, infinitely adjustable from topside, and more easily serviced (parts are readily available and replaced in the field). Importantly, the recessed hex centerbolt and grab handles offer no snags for nets, lines or hardware.

### MATERIALS

The Classic Model BFH hatch product line is available in both cast aluminum and cast steel. Baier is the only company to offer steel hatch covers which is stronger, more durable, and more impact resistant when compared to iron hatches, especially in cold climates. All of our Steel Cover assemblies and deck rings are hot dip galvanized for superior corrosion resistance. The deck ring is available in galvanized mild steel (for welding into steel decks), or cast aluminum (for welding into aluminum decks or bolting to fiberglass or wood decks). Cast stainless steel hatches and fabricated stainless deck rings are available by special order.

Model	Material	Autocad PDF/DXF
BFHR20A/A	Aluminum / Aluminum	BFHR20A-A
BFHR20A/S	Aluminum / Steel	BFHR20A-S
BFHR20A/SS	Aluminum / Stainless Steel	BFHR20A-SS
BFHR20S/S	Steel / Steel	BFHR20S-S
BFHR20S/SS	Steel / Stainless Steel	BFHR20S-SS




BFHR20A/A with Cast Aluminum Deck Ring



BFHR20A/S with Galvanized Steel Deck Ring

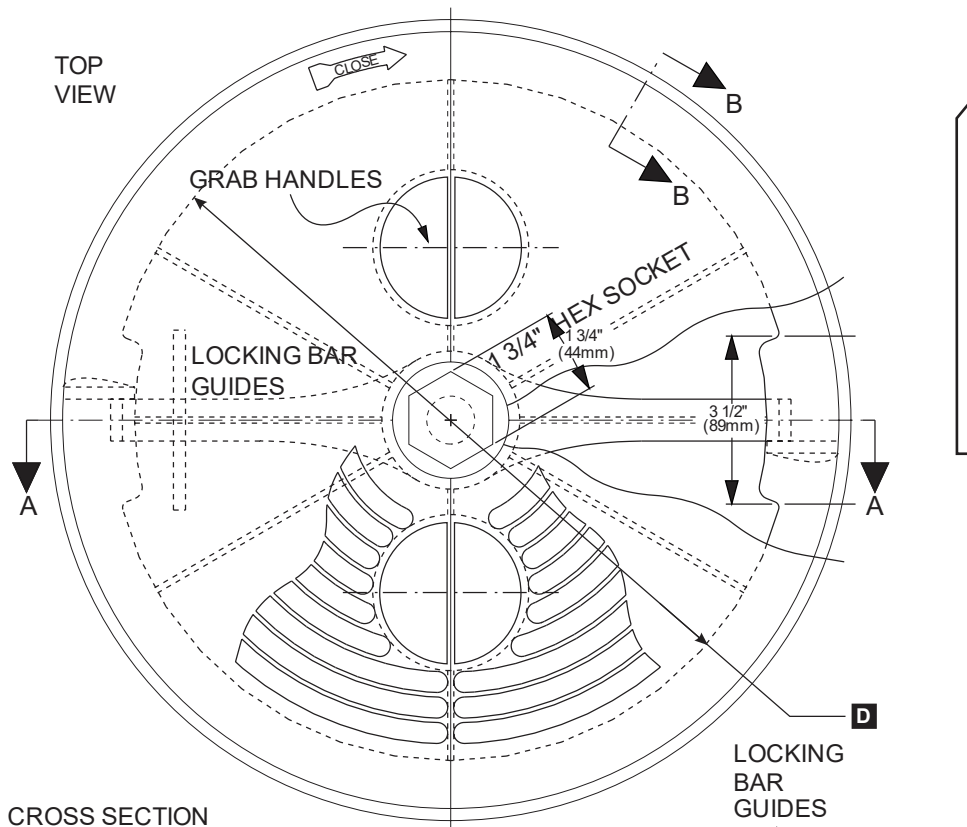
When ordering please specify:

Cover Material:  
cast aluminum or  
galvanized steel  
Ring Material:  
cast aluminum,  
galvanized steel or  
stainless steel

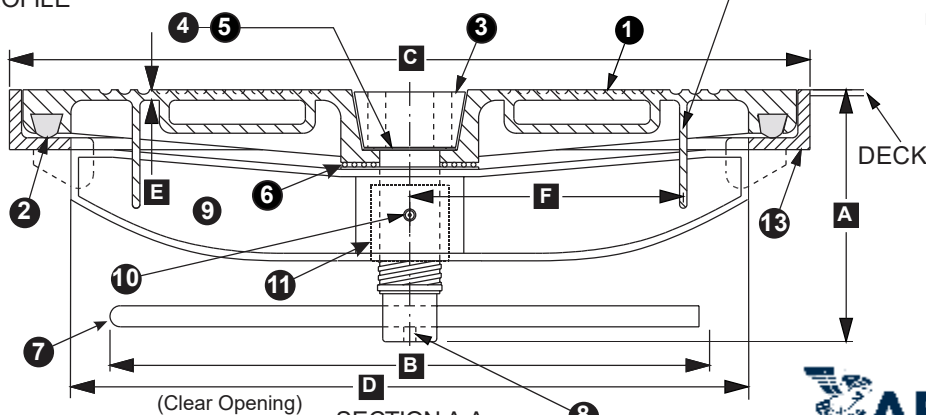


Hatch Covers Available Separately





CROSS SECTION PROFILE

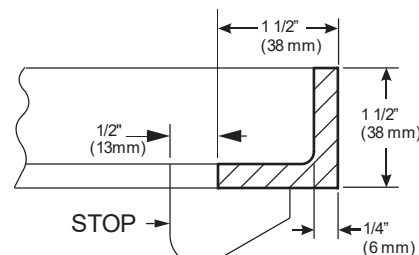
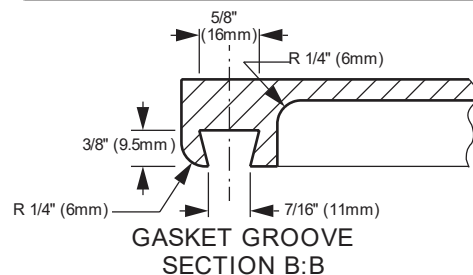


12 T-HANDLE WRENCH  
SEE DRAWING ON BFHR24 - 08861-101

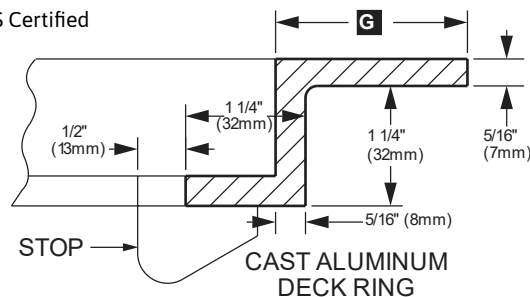
## BILL OF MATERIAL: 08863-101

#	DESCRIPTION	MAT	P/N
Cover Kit (parts & kits below AL, ST) SEE MATRIX			
1	COVER	AL, ST	SEE MATRIX
2	GASKET	BUNA	SEE MATRIX
Centerbolt Kit (parts below)			
3	BOLT (1 1/2" Ø)	SS	08861-204A
4	WASHER	SS	08861-206A
5	WASHER	BUNA	08861-701A
6	SPRING	SS	08861-805A
7	ROD (1/2" Ø)	ST	08861-205A
8	ALLEN SET SCREW	SS	06122-801B
Strongback Kit (parts below AL, ST) SEE MATRIX			
9	STRONGBACK	AL, ST	SEE MATRIX
10	LUBE ZERK	ZNST	08790-803A
11	THREADED INSERT	BR	08861-209B
12	WRENCH	GALV	UP-WRNCH-HEX-ST
13	DECK RING AL	AL	SEE MATRIX
13	DECK RING ST	ST	SEE MATRIX
13	DECK RING SS	SS	SEE MATRIX
13	DECK RING BLACK	SB	SEE MATRIX

<b>MATERIAL KEY</b>	<b>SS - STAINLESS STEEL</b>
<b>AL - ALUMINUM</b>	<b>ZNST - ZINC PLATED ST</b>
<b>ST - GALV. STEEL</b>	<b>BR - BRONZE</b>
<b>SB - BLACK STEEL</b>	<b>BUNA - NITRILE RUBBER</b>



ABS Certified



BFHR HATCH SIZE PART NUMBER MATRIX				
Model Number	BFHR20	BFHR18	BFHR16	BFHR14
Assy P/N	08861-191	08863-101	08863-121	08863-131
Material	AL / ST	AL / ST	AL / ST	COVER AL ONLY DECKRING AL/ST
Cover Assy	08861-192A / B	08863-102A / B	08863-122A / B	08863-132A
Cover	08861-291A / B	08863-201A / B	08863-221A / B	08863-231A
Gasket	08861-702A	08863-702A	08863-704A	08863-703A
Strongback	08861-198A / B	08863-118A / B	08863-128A / B	08863-138A
Deck Ring AL	08861-233A	08863-203A	08863-223A	08863-233A
Deck Ring*	08861-297A,B,C*	08863-207A,B,C*	08863-227A,B,C*	08863-237A,B,C*

\* A - Galvanized Steel, B - Black Steel, C - Stainless Steel

HATCH WEIGHTS LBS. (KGS)				
Model Number	BFHR20	BFHR18	BFHR16	BFHR14
Material	AL ST	AL ST	AL ST	AL ST
Cover	28 (12.7) 77.5 (35.2)	23 (10.5) 64.5 (29)	22 (10) 56 (25.4)	20 (9.1) NA
Deck Ring	13 (6) 11 (5)	11 (4.5) 10 (4.5)	8 (3.6) 9 (4.1)	7 (3.2) 8 (3.6)

IMPORTANT: WHEN ORDERING, PLEASE SPECIFY OUTSIDE DIAMETER (C)  
OR CLEAR OPENING (D). UNITS ARE IDENTIFIED BY CLEAR OPENING.

DIMENSIONS INCHES (mm)							
Model Number	A	B	C	D	E	F	G
BFHR20	5 1/2 (140)	12 1/2 (318)	22 3/4 (578)	20 (508)	7/32 (5.6)	8 1/2 (216)	2 1/2 (64)
BFHR18	5 1/2 (140)	12 1/2 (318)	20 3/4 (527)	18 (457)	7/32 (5.6)	7 1/4 (184)	2 (51)
BFHR16	5 1/2 (140)	12 1/2 (318)	18 3/4 (476)	16 (406)	7/32 (5.6)	6 1/4 (159)	2 (51)
BFHR14	5 1/2 (140)	12 1/2 (318)	16 3/4 (424)	14 (356)	7/32 (5.6)	6 1/4 (159)	2 (51)



**BAIER FLUSH HATCH**  
LIFT-OUT PLAIN DOGGED TYPE  
WITH GRAB HANDLES  
TYPE "C" POSITIVE LOCKING  
**MODEL: BFHR20, BFHR18,  
BFHR16, BFHR14**

DWG. NO. 286-1



## BFHR24 - Flush Deck Hatch | Hex Centerbolt | Round 24" | Aluminum, Steel

The popular "Classic" Baier Flush Hatch™ is the flush-mounted, quick release, lift-out hatch with grab handles as shown. It has long been standard equipment on fish boats, tugs, barges, workboats, and other marine vessels, as well as many U.S. Navy and U.S. and Canadian Coast Guard vessels.

### FEATURES

- Cast Hatch Cover
- Cast 3-Arm Strongback
- Stainless Steel Hex Centerbolt and hardware Neoprene Cover Gasket and Washers (Buna-N optional)
- Cast / fabricated matching Deck Ring
- Every unit shipped with an underside escape turning bar for safety (turning wheel optional)
- Detachable Hex wrench used for quick operation, can be stored separately for security



### STRENGTH, SIMPLICITY and SECURITY

The ultimate in strength and simplicity, Baier's original patented strongback system has only two moving parts to secure the hatch cover to the deck. It is superior to other more complicated hatch closure systems in that it is simpler, stronger, more reliably watertight, infinitely adjustable from topside, and more easily serviced (parts are readily available and replaced in the field). Importantly, the recessed hex centerbolt and grab handles offer no snags for nets, lines or hardware.

### MATERIALS

The Classic Model BFH hatch product line is available in both cast aluminum and cast steel. Baier is the only company to offer steel hatch covers which is stronger, more durable, and more impact resistant when compared to iron hatches, especially in cold climates. All of our Steel Cover assemblies and deck rings are hot dip galvanized for superior corrosion resistance. The deck ring is available in galvanized mild steel (for welding into steel decks), or cast aluminum (for welding into aluminum decks or bolting to fiberglass or wood decks). Cast stainless steel hatches and fabricated stainless deck rings are available by special order.

Model	Material	Autocad PDF/DXF
BFHR24A/A	Aluminum / Aluminum	BFHR24A-A
BFHR24A/S	Aluminum / Steel	BFHR24S-S
BFHR24A/SS	Aluminum / Stainless Steel	BFHR24S-S
BFHR24S/S	Steel / Steel	BFHR24S-S
BFHR24S/SS	Steel / Stainless Steel	BFHR24S-S

When ordering please specify:

Cover Material:  
cast aluminum or galvanized steel  
Ring Material:  
cast aluminum, galvanized steel or stainless steel



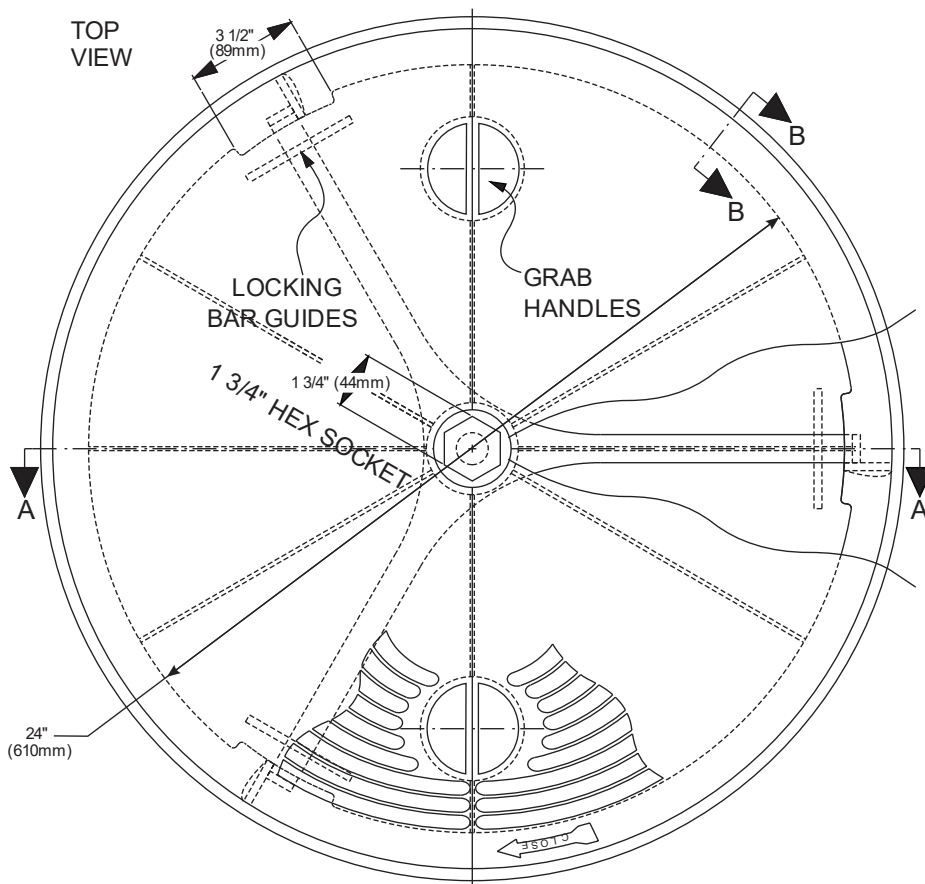
BFHR24A/A with Cast Aluminum Deck Ring



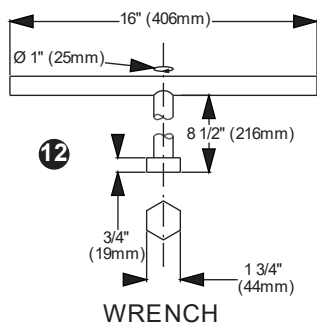
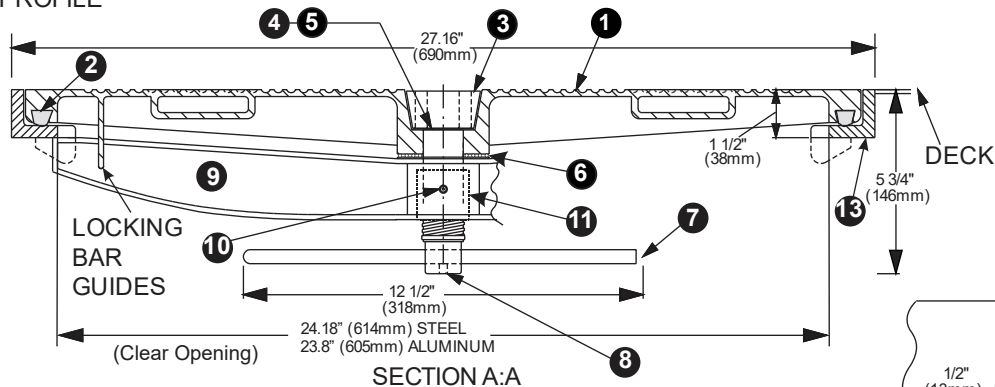
BFHR24A/S with Galvanized Steel Deck Ring

Hatch Covers Available Separately

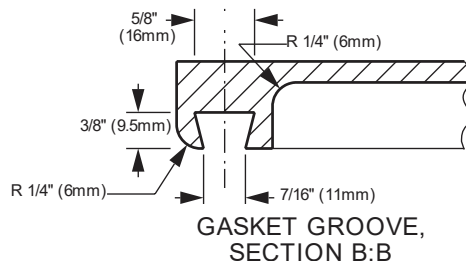




CROSS SECTION PROFILE



WRENCH



GASKET GROOVE, SECTION B:B

HATCH WEIGHTS LBS.(KGS)		
Model Number	BFHR24	
Material	AL	ST
Cover	40.5 (18.4)	124 (56)
Deck Ring	15 (6.8)	25.3 (11.5)

IMPORTANT:  
WHEN ORDERING, PLEASE SPECIFY OUTSIDE  
DIAMETER (C) OR CLEAR OPENING (D).  
UNITS ARE IDENTIFIED BY CLEAR OPENING.

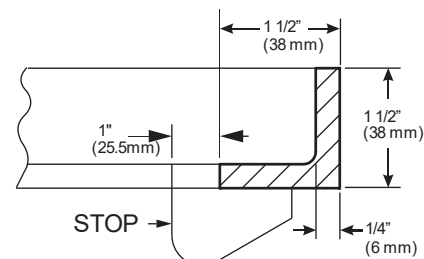
## BILL OF MATERIAL: 08861-181

#	DESCRIPTION	MAT	P/N
Cover Kit (parts & kits below AL, ST) BFHR24A, S			
1	COVER	AL, ST	08861-183A, B
2	GASKET	BUNA	08861-704A
Centerbolt Kit (parts below)			
3	BOLT (1 1/2" Ø)	SS	08861-204A
4	WASHER	SS	08861-205A
5	WASHER	BUNA	08861-701A
6	SPRING	SS	08861-805A
7	ROD (1/2" Ø)	ST	08862-205A
8	ALLEN SET SCREW	SS	06122-801B
Strongback Kit (parts below AL, ST) BSB24			
9	STRONGBACK	AL, ST	08861-185A, B
10	LUBE ZERK	ZNST	08790-803A
11	THREADED INSERT	BR	08861-209B
12	WRENCH	GALV	UP-WRNCHEX-ST
13	DECK RING AL	AL	08861-283A
13	DECK RING ST	ST	08861-287A
13	DECK RING SS	SS	08861-287C
13	DECK RING BLACK	SB	08861-287B

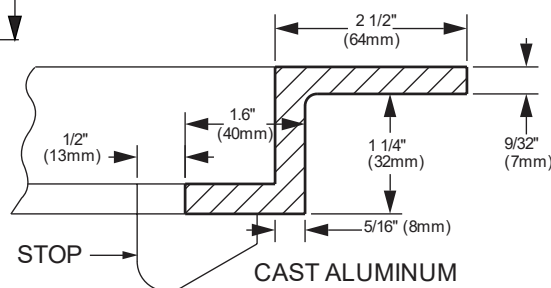
<b>MATERIAL KEY</b>	<b>SS - STAINLESS STEEL</b>
<b>AL - ALUMINUM</b>	<b>ZNST - ZINC PLATED ST</b>
<b>ST - GALV. STEEL</b>	<b>BR - BRONZE</b>
<b>SB - BLACK STEEL</b>	<b>BUNA - NITRILE RUBBER</b>



ABS Certified



GALVANIZED STEEL  
DECK RING



CAST ALUMINUM  
DECK RING



1-800-455-3917  
206-632-2441 (FAX)  
sales@baiermarine.com

Marine  
Company, Inc.

**BAIER FLUSH HATCH**  
LIFT-OUT PLAIN DOGGED TYPE  
WITH GRAB HANDLES  
TYPE "C" POSITIVE LOCKING  
**MODEL: BFHR24**

DWG. NO. 630

### BFHO15X24 - Flush Deck Hatch | Hex Centerbolt | Oval 15" X 24" | Aluminum, Steel

The popular "Classic" Baier Flush Hatch™ is the flush-mounted, quick release, lift-out hatch with grab handles as shown. It has long been standard equipment on fish boats, tugs, barges, workboats, and other marine vessels, as well as many U.S. Navy and U.S. and Canadian Coast Guard vessels.

#### FEATURES

- Cast Hatch Cover
- Cast 3-Arm Strongback
- Stainless Steel Hex Centerbolt and hardware Neoprene Cover Gasket and Washers (Buna-N optional)
- Cast / fabricated matching Deck Ring
- Every unit shipped with an underside escape turning bar for safety (turning wheel optional)
- Detachable Hex wrench used for quick operation, can be stored separately for security



#### STRENGTH, SIMPLICITY and SECURITY

The ultimate in strength and simplicity, Baier's original patented strongback system has only two moving parts to secure the hatch cover to the deck. It is superior to other more complicated hatch closure systems in that it is simpler, stronger, more reliably watertight, infinitely adjustable from topside, and more easily serviced (parts are readily available and replaced in the field). Importantly, the recessed hex centerbolt and grab handles offer no snags for nets, lines or hardware.

#### MATERIALS

The Classic Model BFH hatch product line is available in both cast aluminum and cast steel. Baier is the only company to offer steel hatch covers which is stronger, more durable, and more impact resistant when compared to iron hatches, especially in cold climates. All of our Steel Cover assemblies and deck rings are hot dip galvanized for superior corrosion resistance. The deck ring is available in galvanized mild steel (for welding into steel decks), or cast aluminum (for welding into aluminum decks or bolting to fiberglass or wood decks). Cast stainless steel hatches and fabricated stainless deck rings are available by special order.

Model	Material	Autocad PDF/DXF
BFHO15X24A/A	Aluminum / Aluminum	BFHO15X24A-A
BFHO15X24A/S	Aluminum / Steel	BFHO15X24A-S
BFHO15X24A/SS	Aluminum / Stainless Steel	BFHO15X24A-S
BFHO15X24S/S	Steel / Steel	BFHO15X24S-S
BFHO15X24S/SS	Steel / Stainless Steel	BFHO15X24S-S



BFHO15X24A/A with Cast Aluminum Deck Ring



BFHO15X24A/S with Galvanized Steel Deck Ring

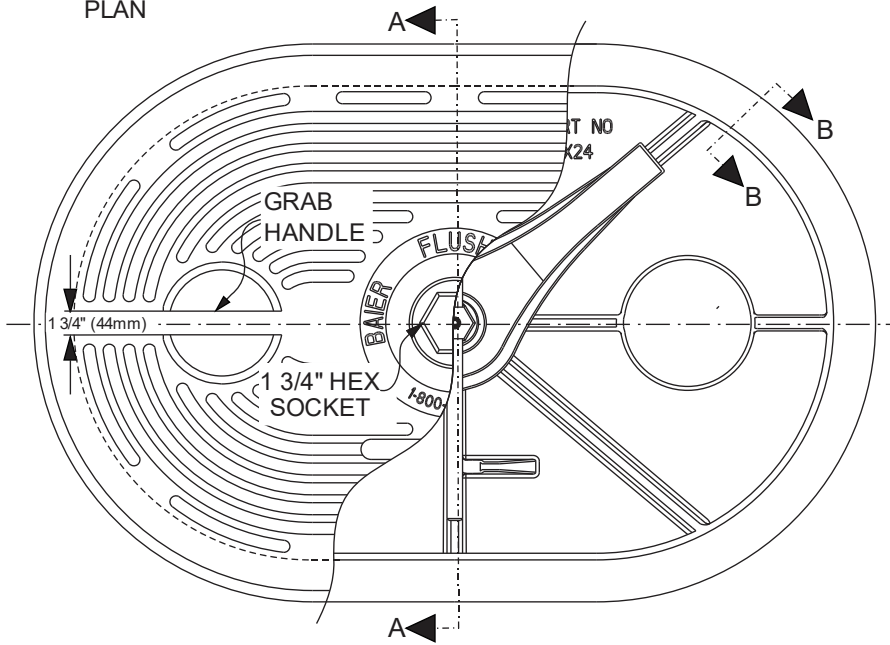
When ordering please specify:

Cover Material:  
cast aluminum or  
galvanized steel  
Ring Material:  
cast aluminum,  
galvanized steel or  
stainless steel



Hatch Covers Available Separately

# PLAN

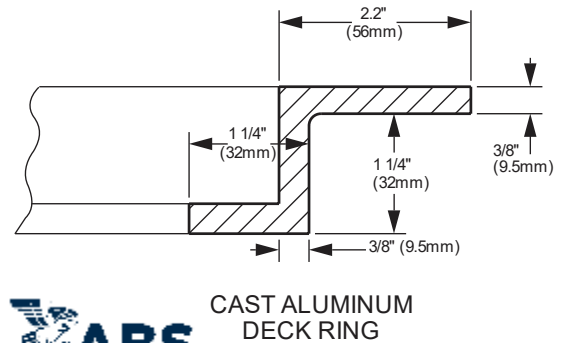
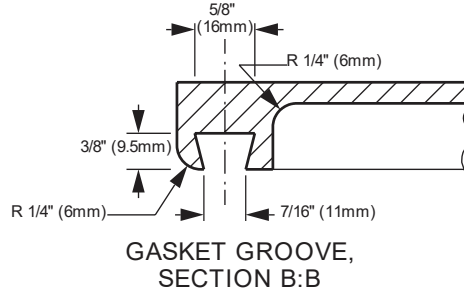
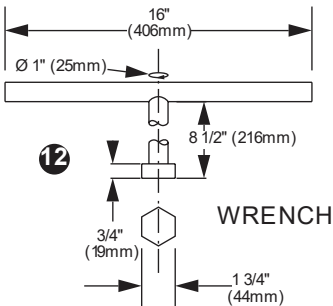
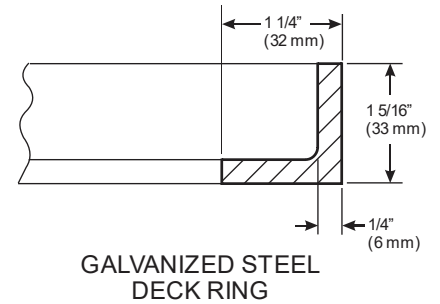
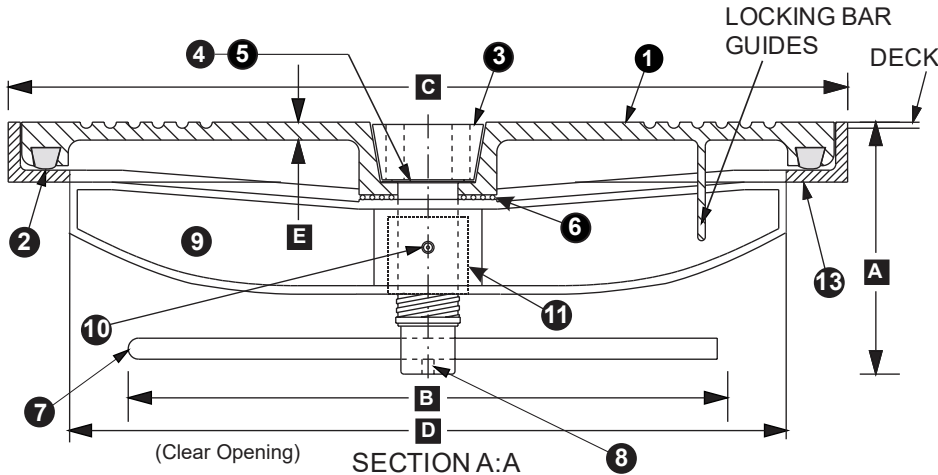


## BILL OF MATERIAL: 08862-101

#	DESCRIPTION	MAT	P/N
Cover Kit (parts & kits below AL, ST) BFHO15x24A, S			
1	COVER	AL, ST	08861-103A, B
2	GASKET	BUNA	08861-702A
Centerbolt Kit (parts below) UP-CB-HEX-SS-KIT			
3	BOLT (1 1/2" Ø)	SS	08861-204A
4	WASHER	SS	08861-205A
5	WASHER	BUNA	08861-701A
6	SPRING	SS	08861-805A
7	ROD (1/2" Ø)	ST	08862-205A
8	ALLEN SET SCREW	SS	06122-801B
Strongback Kit (parts below AL, ST) BSB16-1/2			
9	STRONGBACK	AL, ST	08861-108A, B
10	LUBE ZERK	ZNST	08790-803A
11	THREADED INSERT	BR	08861-209B
12	WRENCH	GALV	UP-WRNC-HEX-ST
13	DECK RING AL	AL	08861-203A
13	DECK RING ST	ST	08861-207A
13	DECK RING SS	SS	08861-207C
13	DECK RING BLACK	SB	08861-207B

MATERIAL KEY		SS - STAINLESS STEEL
AL - ALUMINUM	ZNST - ZINC PLATED ST	
ST - GALV. STEEL	BR - BRONZE	
SB - BLACK STEEL	BUNA - NITRILE RUBBER	

NOTE: BUTT WELD ON STEEL AND ALUMINUM DECKS.  
BOLT DOWN ON WOOD AND FIBERGLASS DECKS  
(FLANGES SUPPLIED BLIND - SHIPYARD TO DRILL TO SUIT)



Marine  
Company, Inc.

1-800-455-3917  
206-632-2441 (FAX)  
sales@baiermarine.com

**BAIER FLUSH HATCH**  
LIFT-OUT PLAIN DOGGED TYPE  
WITH GRAB HANDLES  
TYPE "C" POSITIVE LOCKING  
**MODEL: BFHO15X24**

DWG. NO. 541

HATCH WEIGHTS LBS. (KGS)	
Model Number	BFHO15x24
Material	AL ST
Cover	27 (12.3) 77 (35)
Deck Ring	12 (5.4) 10 (4.5)

IMPORTANT: WHEN ORDERING,  
PLEASE SPECIFY OUTSIDE  
DIAMETER (C) OR CLEAR  
OPENING (D). UNITS ARE  
IDENTIFIED BY CLEAR OPENING.

Model Number	DIMENSIONS INCHES (mm)					
	A	B	C(L)	C(W)	D(L)	D(W)
BFHO15X24	5 1/2 (140)	12 1/2 (318)	26 5/8 (676)	17 5/8 (447)	24 (610)	15 (381)

## BFHHO15X24 - Flush Deck Hinged Hatch | Hex Centerbolt | Oval 15" X 24" | Aluminum, Steel

The popular "Classic" Baier Flush Hatch™ is the flush-mounted, quick release, lift-out hatch with grab handles as shown. It has long been standard equipment on fish boats, tugs, barges, workboats, and other marine vessels, as well as many U.S. Navy and U.S. and Canadian Coast Guard vessels.

### FEATURES

- Cast Hatch Cover
- Cast Strongback
- Stainless Steel Hex Centerbolt and hardware
- Neoprene Cover Gasket and Washers (Buna-N optional)
- Cast / fabricated matching Deck Ring
- Every unit shipped with an underside escape turning bar for safety (turning wheel optional)
- Detachable Hex wrench used for quick operation, can be stored separately for security



### STRENGTH, SIMPLICITY and SECURITY

The ultimate in strength and simplicity, Baier's original patented strongback system has only two moving parts to secure the hatch cover to the deck. It is superior to other more complicated hatch closure systems in that it is simpler, stronger, more reliably watertight, infinitely adjustable from topside, and more easily serviced (parts are readily available and replaced in the field). Importantly, the recessed hex centerbolt and grab handles offer no snags for nets, lines or hardware.

### MATERIALS

The Classic Model BFH hatch product line is available in both cast aluminum and cast steel. Baier is the only company to offer steel hatch covers which is stronger, more durable, and more impact resistant when compared to iron hatches, especially in cold climates. All of our Steel Cover assemblies and deck rings are hot dip galvanized for superior corrosion resistance. The deck ring is available in galvanized mild steel (for welding into steel decks), or cast aluminum (for welding into aluminum decks or bolting to fiberglass or wood decks). Cast stainless steel hatches and fabricated stainless deck rings are available by special order.



BFHHO15X24A/A with Cast Aluminum Deck Ring



BFHHO15X24A/A Hinged Operation

Model	Material	Autocad PDF/DXF
BFHHO15X24A/A	Aluminum / Aluminum	BFHHO15X24A-A
BFHHO15X24A/S	Aluminum / Steel	BFHHO15X24S-S
BFHHO15X24S/S	Steel / Steel	BFHHO15X24S-S

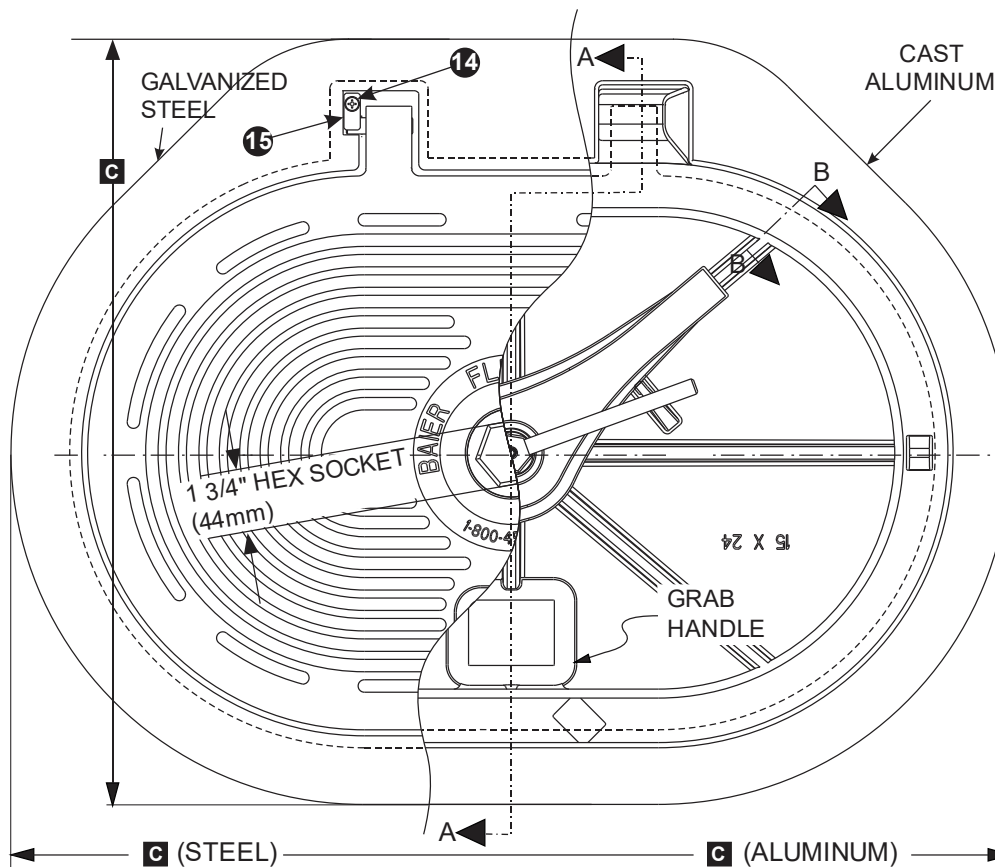
When ordering please specify:

Cover Material:  
cast aluminum or  
galvanized steel  
Ring Material:  
cast aluminum,  
galvanized steel or  
stainless steel



Hatch Covers Available Separately



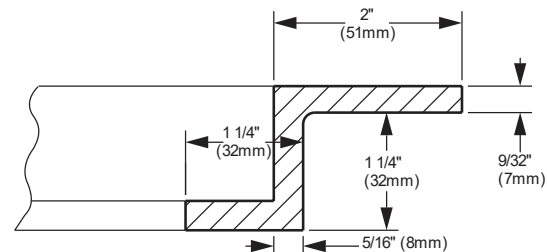
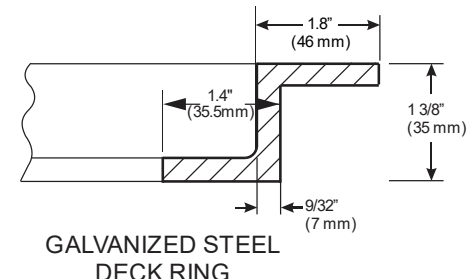
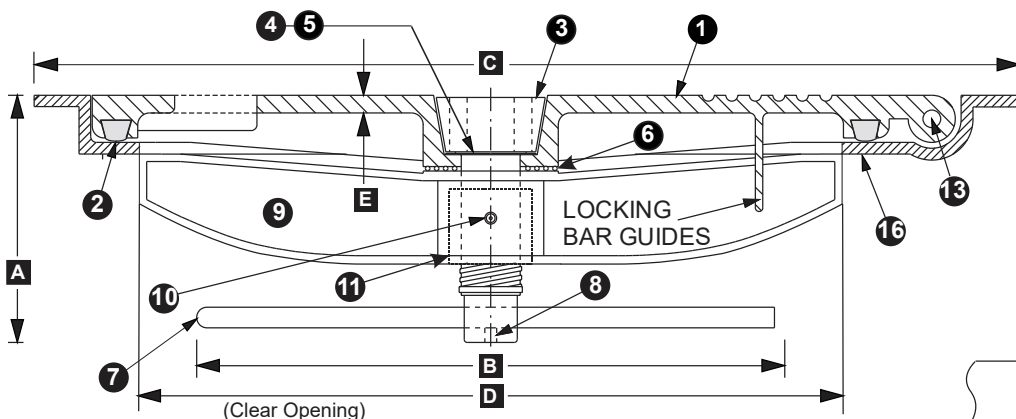


# BILL OF MATERIAL: 08861-161

#	DESCRIPTION	MAT	P/N
Cover Kit (parts & kits below AL, ST)			
1	COVER	AL, ST	08861-163A,B
2	GASKET	BUNA	08861-702A
Centerbolt Kit (parts below)			
3	BOLT (1 1/2" Ø)	SS	08861-204A
4	WASHER	SS	08861-205A
5	WASHER	BUNA	08861-701A
6	SPRING	SS	08861-805A
7	ROD (1/2" Ø)	ST	08862-205A
8	ALLEN SET SCREW	SS	06122-801B
Strongback Kit (parts below AL, ST)			
9	STRONGBACK	AL, ST	08861-108A,B
10	LUBE ZERK	ZNST	08790-803A
11	THREADED INSERT	BR	08861-209B
12	WRENCH	GALV	UP-WRNCH-HEX-ST
Hinge Kit (Parts Below)			
13	(2) PIN 1/2" DIA X 2.03"	SS	08861-804A
14	(2) BRACKET	SS	08861-215A
15	(2) SCREW #12-24 X .5"	SS	08861-803A
16	DECK RING AL	AL	08861-124A
16	DECK RING ST	ST	08861-124B

<b>MATERIAL KEY</b>	<b>BUNA</b> - NITRILE RUBBER
<b>AL</b> - ALUMINUM	<b>ZNST</b> - ZINC PLATED ST
<b>ST</b> - GALV. STEEL	<b>BR</b> - BRONZE
<b>SS</b> - STAINLESS STEEL	

NOTE: BUTT WELD ON STEEL AND ALUMINUM DECKS. BOLT DOWN ON WOOD AND FIBERGLASS DECKS (FLANGES SUPPLIED BLIND - SHIPYARD TO DRILL TO SUIT)



**ABS**  
ABS Certified

**BAIER**  
Marine Company, Inc.  
1-800-455-3917  
206-632-2441 (FAX)  
sales@baiermarine.com

**BAIER FLUSH HATCH**  
HINGED DOGGED TYPE WITH  
GRAB HANDLES  
TYPE "C" POSITIVE LOCKING  
**MODEL: BFHHO15X24**

DWG. NO. 543-1

HATCH WEIGHTS LBS. (KGS)		
Model Number	BFHHO15x24	
Material	AL	ST
Cover	32 (14.5)	72 (33)
Deck Ring	11 (5)	29 (13)

IMPORTANT: WHEN ORDERING, PLEASE SPECIFY OUTSIDE DIAMETER (C) OR CLEAR OPENING (D). UNITS ARE IDENTIFIED BY CLEAR OPENING.

Model Number	DIMENSIONS INCHES (mm)					
	A	B	C (ST)	C (AL)	D	E
BFHHO15X24	5 1/4 (133)	12 1/2 (318)	29 7/8 x 22 1/2 (759 x 571)	30 9/16 x 23 7/16 (776 x 595)	24 x 15 (610 x 381)	.40 (10)







# **T-Handle Strongback Flush Hatches**

### BFHRT8 - Flush Hatch | Pull-up T-Handle | Round 8" | Aluminum

This popular strongback hatch design series adds the convenience of a built-in recessed Stainless Steel T-handle to the flush-mounted, quick release, lift-out hatch. The design is especially popular on aluminum boats, fishing and other workboats, as well as many U.S. Navy and U.S. and Canadian Coast Guard vessels.

#### FEATURES

##### Unique:

- Cast Hatch Cover (unique no grab handles)  
Stainless Steel Centerbolt and hardware  
Built-in Stainless Steel T-Handle used for quick engagement as well as lifting  
Turning wheel optional

##### Shared With Classic HEX-Bolt Series:

- Cast Strongback  
Cast / fabricated matching Deck Ring  
Neoprene Cover Gasket and Washers (Buna-N optional)  
Every unit shipped with an underside escape turning bar for safety



ABS Certified

#### STRENGTH, SIMPLICITY and CONVENIENCE

The T-Handle Strongback system has only three moving parts to secure the hatch cover to the deck. Like the Classic HEX it is simple, strong, reliably watertight, infinitely adjustable from topside, and easily serviced (parts are readily available and replaced in the field).

#### MATERIALS

The T-Handle Strongback hatch cover product line is available only in cast aluminum. The deck rings used are the same as the Classic HEX and are available in galvanized mild steel (for welding into steel decks), or cast aluminum (for welding into aluminum decks or bolting to fiberglass or wood decks). Stainless deck rings are available by special order.

Model Number	Material - Hatch / Deck Ring	Autocad PDF/DXF/XML
BFHRT8A/A	Aluminum / Aluminum	<a href="#">BFHRT8A-A DXF (ZIP)</a>
BFHRT8A/S	Aluminum / Steel	BFHRT8A-S

When ordering please specify:

Cover Material:  
cast aluminum  
only

Ring Material:  
cast aluminum,  
galvanized steel,  
or stainless steel.

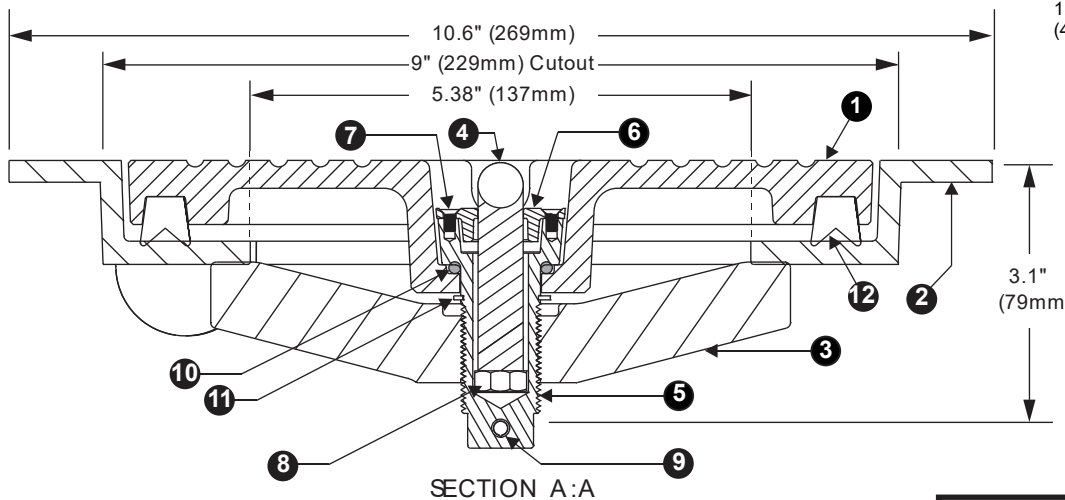
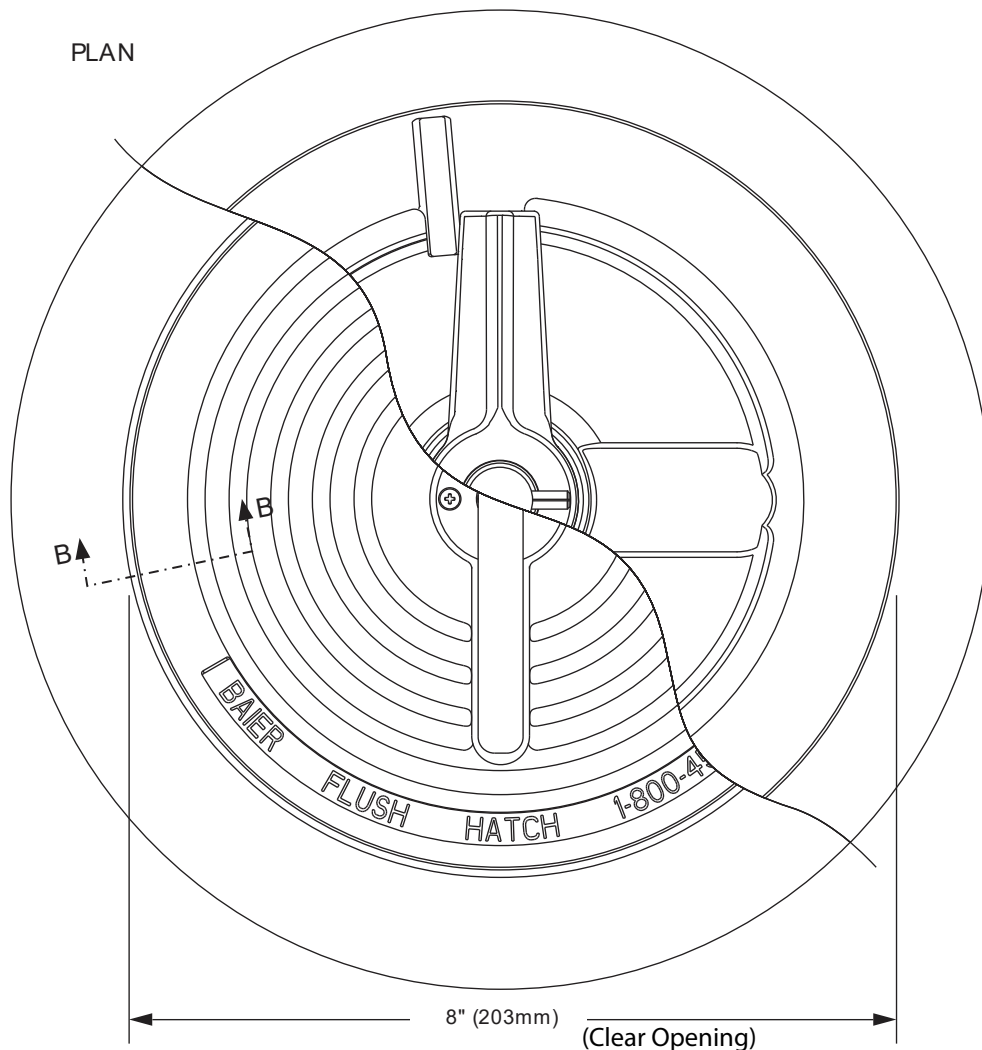


Hatch Covers Available Separately



BFHRT8A/A with Cast Aluminum Deck Ring

PLAN

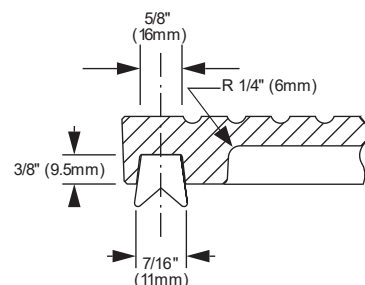


# BILL OF MATERIAL: 08863-110A

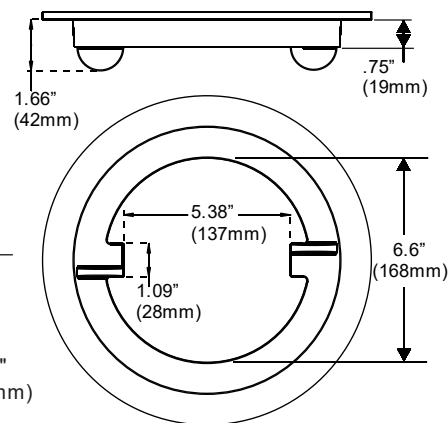
#	DESCRIPTION	MAT	P/N
1	COVER	AL	08863-108A
2	DECK RING	AL, ST	08863-213A, B
3	STRONGBACK	AL	08863-217A
4	T-HANDLE	SS	08863-402A
5	CENTER BOLT	SS	08863-216A
6	COVER PLATE	SS	WITH T-HNDL
7	(4) SCREW M3 x .5	SS	08863-803A
8	BOLT, M8	SS	WITH T-HNDL
9	PIN 5mm x 35 mm	SS	08863-802A
10	O-RING	BUNA	08863-706A
11	RETAINER RING	SS	08863-806A
12	GASKET	BUNA	08863-707A

MATERIAL KEY	BUNA - NITRILE RUBBER
AL - ALUMINUM	ZNST - ZINC PLATED ST
ST - GALV. STEEL	BR - BRONZE
SS - STAINLESS STEEL	

NOTE: BUTT WELD ON STEEL AND ALUMINUM DECKS.  
BOLT DOWN ON WOOD AND FIBERGLASS DECKS  
(FLANGES SUPPLIED BLIND - SHIPYARD TO  
DRILL TO SUIT)



GASKET GROOVE,  
SECTION B:B



HATCH WEIGHTS LBS. (KGS)		
Model Number	BFHRT8	
Material	AL	ST
Cover	3.5 (1.6)	N/A
Deck Ring	3 (1.4)	5.5 (2.5)

1-800-455-3917  
206-632-2441 (FAX)  
sales@baiermarine.com

**BAIER FLUSH HATCH**  
LIFT-OUT PLAIN DOGGED TYPE  
WITH BUILT-IN T-HANDLE  
TYPE "C" POSITIVE LOCKING  
**MODEL BFHRT8**

DWG. NO. 08863-110A

### BFHRT20 - Flush Hatch | Pull-up T-Handle | Round 20" | Aluminum

This popular strongback hatch design series adds the convenience of a built-in recessed Stainless Steel T-handle to the flush-mounted, quick release, lift-out hatch. The design is especially popular on aluminum boats, fishing and other workboats, as well as many U.S. Navy and U.S. and Canadian Coast Guard vessels.

#### FEATURES

##### Unique:

- Cast Hatch Cover (unique no grab handles)
- Stainless Steel Centerbolt and hardware
- Built-in Stainless Steel T-Handle used for quick engagement as well as lifting
- Turning wheel optional

##### Shared With Classic HEX-Bolt Series:

- Cast Strongback
- Cast / fabricated matching Deck Ring
- Neoprene Cover Gasket and Washers (Buna-N optional)
- Every unit shipped with an underside escape turning bar for safety



#### STRENGTH, SIMPLICITY and CONVENIENCE

The T-Handle Strongback system has only three moving parts to secure the hatch cover to the deck. Like the Classic HEX it is simple, strong, reliably watertight, infinitely adjustable from topside, and easily serviced (parts are readily available and replaced in the field).

#### MATERIALS

The T-Handle Strongback hatch cover product line is available only in cast aluminum. The deck rings used are the same as the Classic HEX and are available in galvanized mild steel (for welding into steel decks), or cast aluminum (for welding into aluminum decks or bolting to fiberglass or wood decks). Stainless deck rings are available by special order.

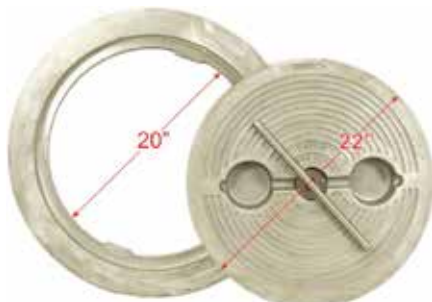
Model Number	Material - Hatch / Deck Ring	Autocad PDF/DXF/XML
BFHRT20A/A	Aluminum / Aluminum	<a href="#">BFHRT20A-A DXF (ZIP)</a>
BFHRT20A/S	Aluminum / Steel	<a href="#">BFHRT20A-S DXF (ZIP)</a>
BFHRT20A/SS	Aluminum / Stainless Steel	<a href="#">BFHRT20A-SS DXF (ZIP)</a>



When ordering please specify:

Cover Material:  
cast aluminum  
only

Ring Material:  
cast aluminum,  
galvanized steel,  
or stainless steel.



Hatch Covers Available Separately

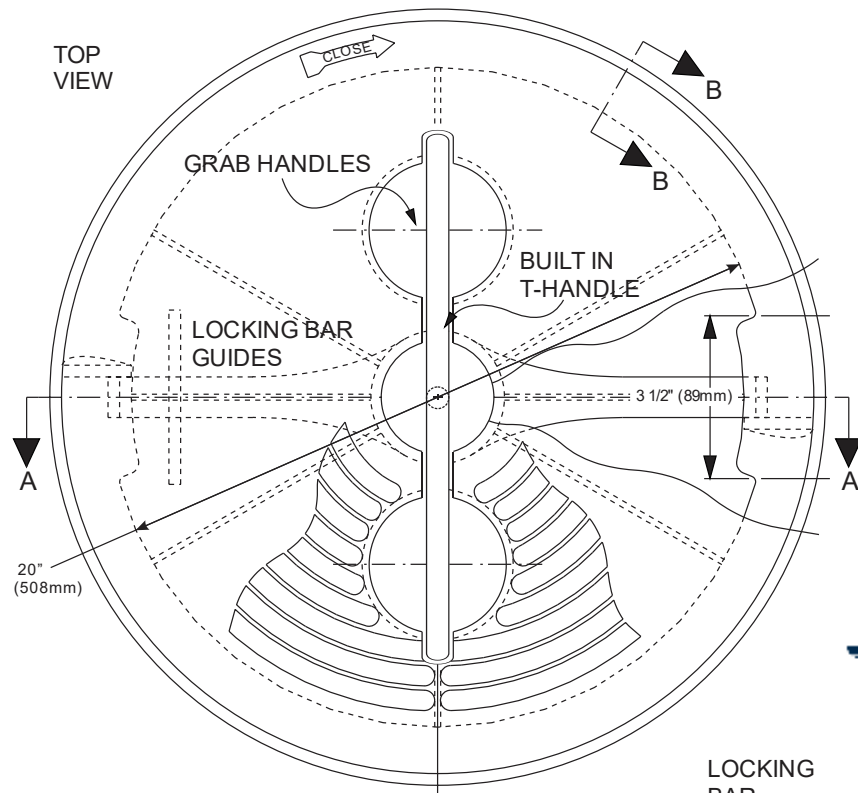


BFHRT20A/A with Cast Aluminum Deck Ring



BFHRT20A/S with Galvanized Steel Deck Ring

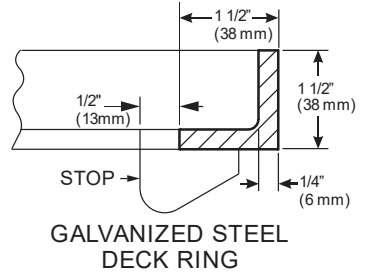
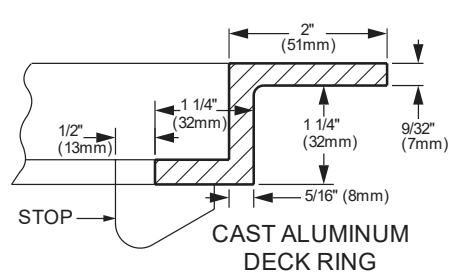
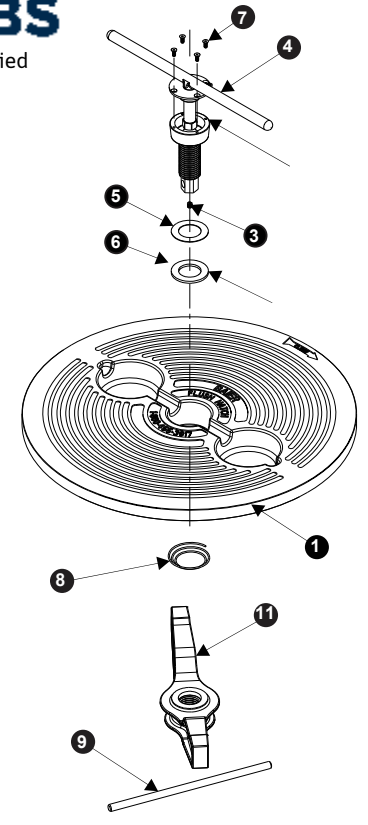
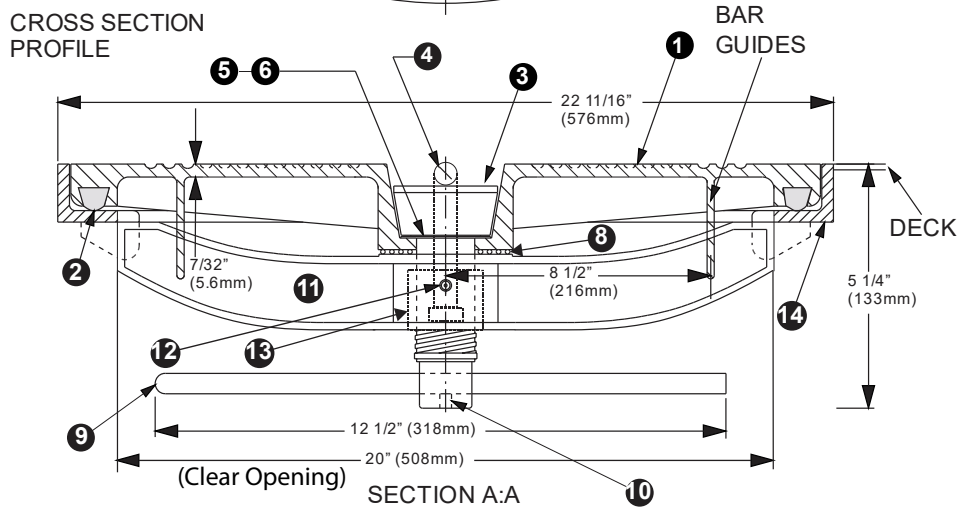




BILL OF MATERIAL: 08861-131			
#	DESCRIPTION	MAT	P/N
Cover Kit (parts & kits below AL)			
1	COVER	AL	08861-132A
2	GASKET	BUNA	08861-702A
Centerbolt Kit (parts below)			
3	BOLT (1 1/2" Ø)	SS	08861-214A
4	T-HANDLE KIT	SS	08862-117A
5	WASHER	SS	08862-206A
6	WASHER	BUNA	08861-701A
7	(4) SCREW 10-24x.5	SS	08861-801A
8	SPRING	SS	08861-805A
9	ROD (1/2" Ø)	ST	08862-205A
10	ALLEN SET SCREW	SS	06122-801B
Strongback Kit (parts below AL)			
11	STRONGBACK	AL	08861-138A
12	LUBE ZERK	ZNST	08790-803A
13	THREADED INSERT	BR	08861-209B
14	DECK RING AL	AL	08861-233A
14	DECK RING ST	ST	08861-297A
14	DECK RING SS	SS	08861-297C
14	DECK RING BLACK	SB	08861-297B

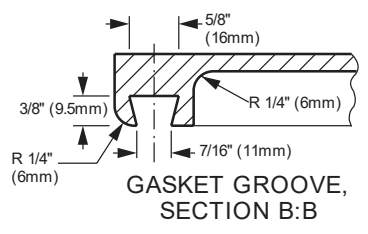
  

<b>MATERIAL KEY</b>	<b>SS - STAINLESS STEEL</b>
<b>AL - ALUMINUM</b>	<b>ZNST - ZINC PLATED ST</b>
<b>ST - GALV. STEEL</b>	<b>BR - BRONZE</b>
<b>SB - BLACK STEEL</b>	<b>BUNA - NITRILE RUBBER</b>



IMPORTANT: WHEN ORDERING, PLEASE SPECIFY OUTSIDE DIAMETER (C) OR CLEAR OPENING (D). UNITS ARE IDENTIFIED BY CLEAR OPENING.

HATCH WEIGHTS LBS. (KGS)		
Model Number	BFHRT20	
Material	AL	ST
Cover	30 (13.6)	N/A
Deck Ring	11 (5)	11 (5)



1-800-455-3917  
206-632-2441 (FAX)  
sales@baiermarine.com

Marine Company, Inc.

**BAIER FLUSH HATCH**

LIFT-OUT PLAIN DOGGED TYPE  
WITH BUILT-IN T-HANDLE  
TYPE "C" POSITIVE LOCKING  
**MODEL BFHRT20**

DWG. NO. 200

### BFHOTH15X24 - Flush Hatch | Pull-up T-Handle | Oval 15" X 24" | Aluminum

This popular strongback hatch design series adds the convenience of a built-in recessed Stainless Steel T-handle to the flush-mounted, quick release, lift-out hatch. The design is especially popular on aluminum boats, fishing and other workboats, as well as many U.S. Navy and U.S. and Canadian Coast Guard vessels.

#### FEATURES

##### Unique:

- Cast Hatch Cover (unique no grab handles)
- Stainless Steel Centerbolt and hardware
- Built-in Stainless Steel T-Handle used for quick engagement as well as lifting
- Turning wheel optional

##### Shared With Classic HEX-Bolt Series:

- Cast Strongback
- Cast / fabricated matching Deck Ring
- Neoprene Cover Gasket and Washers (Buna-N optional)
- Every unit shipped with an underside escape turning bar for safety



#### STRENGTH, SIMPLICITY and CONVENIENCE

The T-Handle Strongback system has only three moving parts to secure the hatch cover to the deck. Like the Classic HEX it is simple, strong, reliably watertight, infinitely adjustable from topside, and easily serviced (parts are readily available and replaced in the field).

#### MATERIALS

The T-Handle Strongback hatch cover product line is available only in cast aluminum. The deck rings used are the same as the Classic HEX and are available in galvanized mild steel (for welding into steel decks), or cast aluminum (for welding into aluminum decks or bolting to fiberglass or wood decks). Stainless deck rings are available by special order.

Model Number	Material - Hatch / Deck Ring	Autocad PDF/DXF/XML
BFHOTH15X24A/A	Aluminum / Aluminum	<a href="#">BFHOTH15X24A-A DXF (ZIP)</a>
BFHOTH15X24A/S	Aluminum / Steel	BFHOTH15X24A-S
BFHOTH15X24A/SS	Aluminum / Stainless Steel	BFHOTH15X24A-SS



When ordering please specify:

Cover Material:  
cast aluminum  
only

Ring Material:  
cast aluminum,  
galvanized steel,  
or stainless steel.



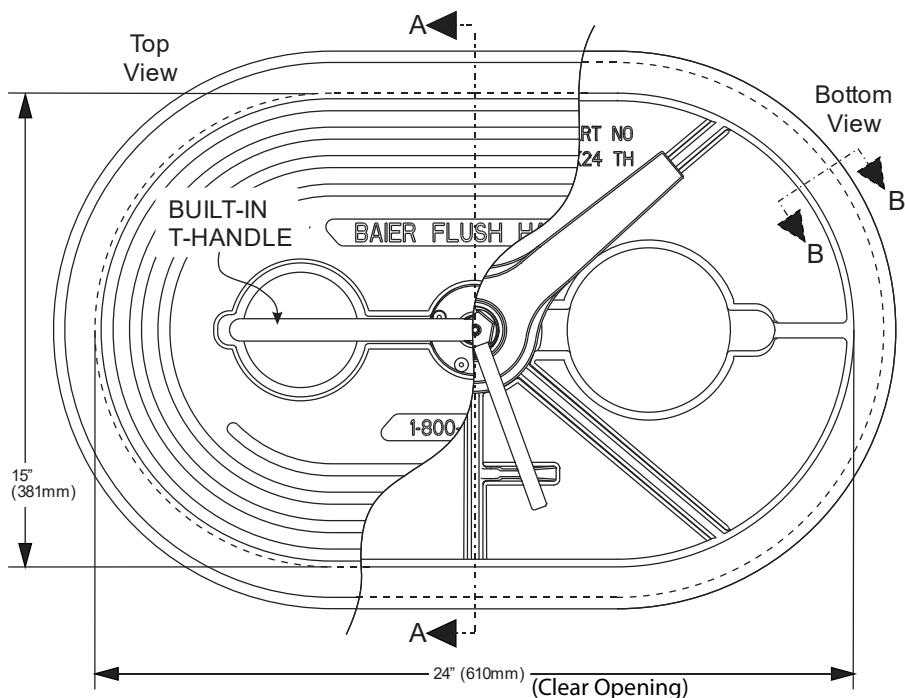
Hatch Covers Available Separately



BFHOTH15X24A/A with Cast Aluminum Deck Ring



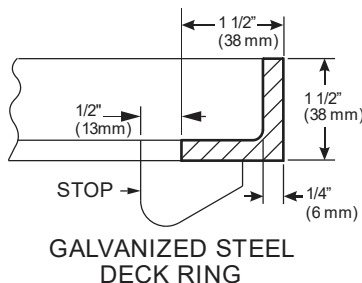
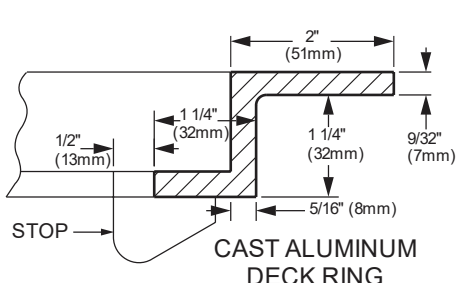
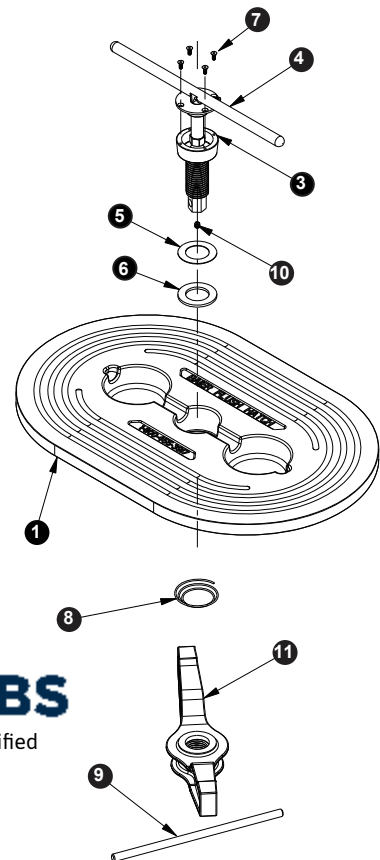
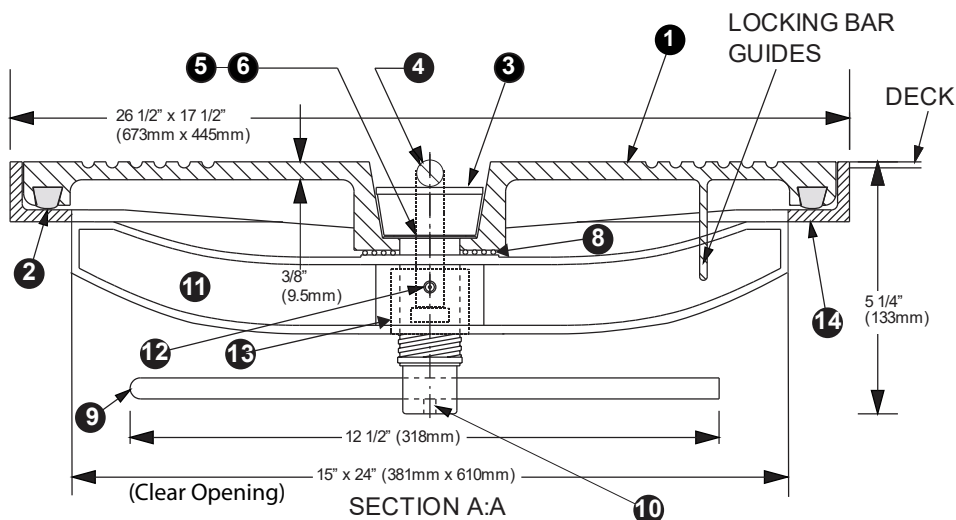
BFHOTH15X24A/S with Galvanized Steel Deck Ring



# **BILL OF MATERIAL: 08861-111**

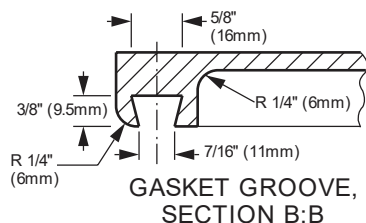
#	DESCRIPTION	MAT	P/N
Cover Kit (parts & kits below AL)			08861-112A
1	COVER	AL	08861-113A
2	GASKET	BUNA	08861-702A
Centerbolt Kit (parts below)			UP-THNDL-SS
3	BOLT (1 1/2" Ø)	SS	08861-214A
4	T-HANDLE ASSY	SS	08862-117A
5	WASHER	SS	08861-206A
6	WASHER	BUNA	08861-701A
7	(4) SCREW 10-24x.5	SS	08861-801A
8	SPRING	SS	08861-805A
9	ROD (1/2" Ø)	ST	08861-205A
10	ALLEN SET SCREW	SS	06122-801B
Strongback Kit (parts below AL)			BSB15X24TH
11	STRONGBACK KIT	AL	08861-128A
12	LUBE ZERK	ZNST	08790-803A
13	THREADED INSRT	BR	08861-209B
Deck Rings (Material Specific)			
14	DECK RING AL	AL	08861-203A
14	DECK RING ST	ST	08861-207A
14	DECK RING SS	SS	08861-207C
14	DECK RING BLACK	SB	08861-207B

MATERIAL KEY	SS - STAINLESS STEEL
AL - ALUMINUM	ZNST - ZINC PLATED ST
ST - GALV. STEEL	BR - BRONZE
SB - BLACK STEEL	BUNA - BUNA RUBBER



IMPORTANT: WHEN ORDERING, PLEASE SPECIFY OUTSIDE DIAMETER (C) OR CLEAR OPENING (D). UNITS ARE IDENTIFIED BY CLEAR OPENING.

HATCH WEIGHTS LBS. (KGS)	
Model Number	BFHO15X24 TH
Material	AL
Cover	31 (14)
Deck Ring	9 (4.1)



1-800-455-3917  
206-632-2441 (FAX)  
sales@baiermarine.com

**BAIER FLUSH HATCH**  
LIFT-OUT DOGGED TYPE WITH  
BUILT-IN T-HANDLE  
TYPE "C" POSITIVE LOCKING  
**MODEL BFHOTH15x24**

DWG. NO. 500





# Quick-Acting 4-Dog Hatches

---



### BFHQTH20 - Watertight Flush Hatch | Quick Acting | Round 20" | Aluminum

These light-weight, quick-acting 4-dog models are ideal for high-traffic closures where speed and ease are paramount, and/or where positive engagement must be visually verifiable at a glance. The design is especially popular on aluminum boats, fishing and other workboats, as well as many U.S. Navy and U.S. and Canadian Coast Guard vessels.

#### FEATURES

##### Unique

- Adjustable Dog Tensioners that provide equal tension on all points ensure a water-tight seal
- Built-in "Never Lose" handle
- A simple 1/8th-turn of the handle provides smooth, easy and secure engagement
- Thicker Dog Arms for superior strength
- Positive visual verification: When the handle is down, the hatch is secured
- Inside escape bar on all units (optional inside turning wheel available)
- Subtle design improvements make the BFHQ stronger, more watertight than our competitors' similar units

##### Shared With Classic HEX-Bolt Series:

- Cast from high-grade corrosion-resistant 356 aluminum alloy (ASTM B26)
- Maximum durability, stronger deck strength and impact resistance
- Stainless steel T-handle and operating hardware
- Dissimilar metals isolated by neoprene and nylon

##### WATERTIGHT

- Machined surfaces and superior casting processes control tolerances
- Neoprene cover gasket and sealing ring ensure tight seal



#### MATERIALS

Currently, the 4-dog BFHQ series hatch cover assemblies are available only in cast aluminum. However, the deck rings for the BFHQ are the same size as the Strongback models, and are available in galvanized mild steel or cast aluminum. Stainless Steel deck rings are available by special order.



This hatch is ABS Certified for use on ABS classed vessels or facilities by the American Bureau of Shipping.



BFHQTH20A/A with Cast Aluminum Deck Ring

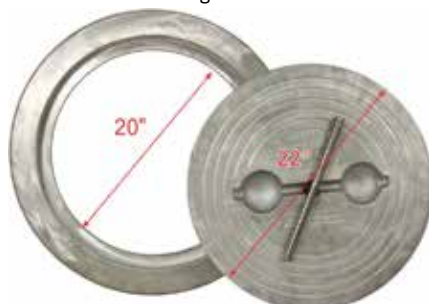


BFHQTH20A/A with Optional Handwheel

When ordering please specify:

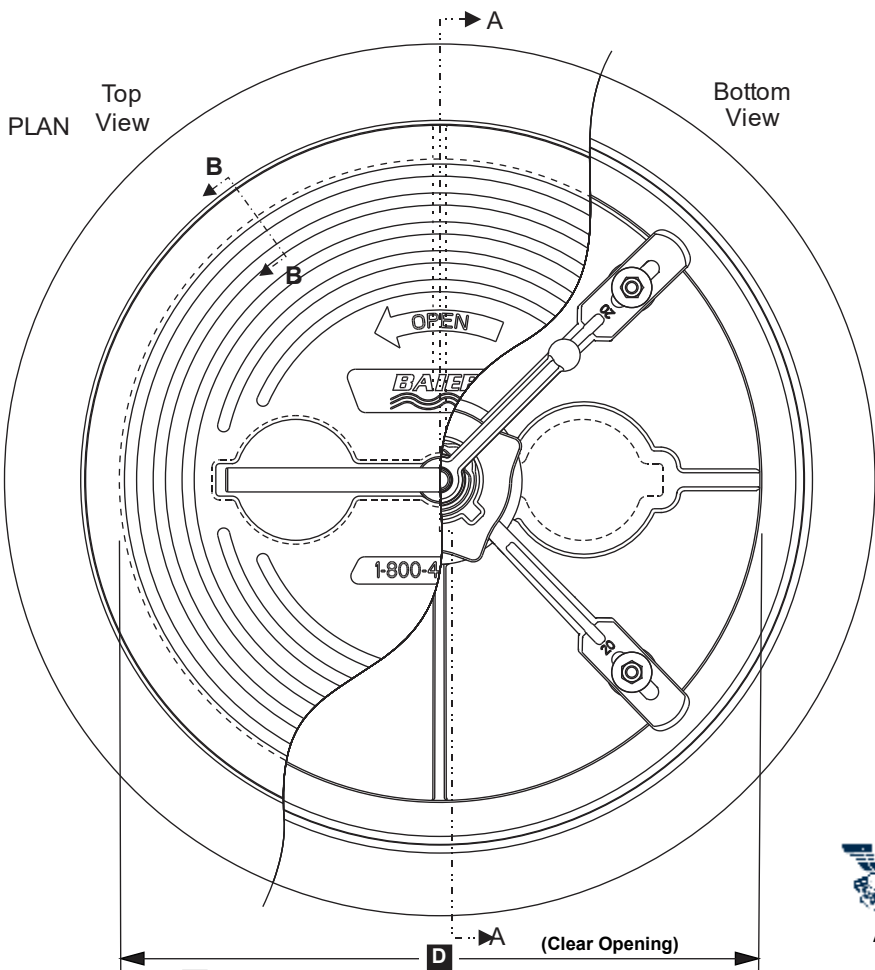
Cover Material:  
cast aluminum  
only

Ring Material:  
cast aluminum,  
galvanized steel,  
or stainless steel.



Hatch Covers Available Separately

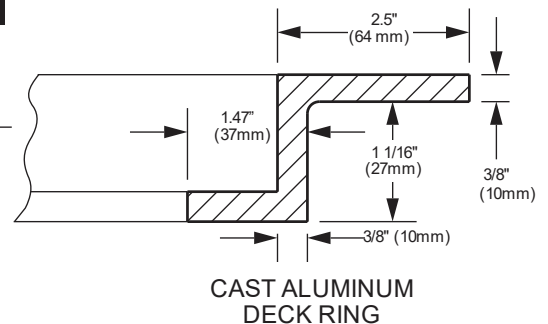
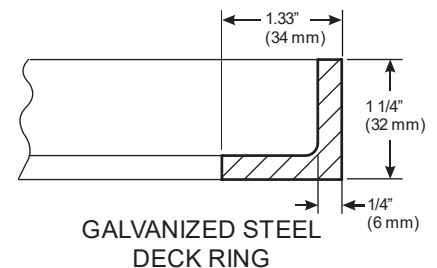
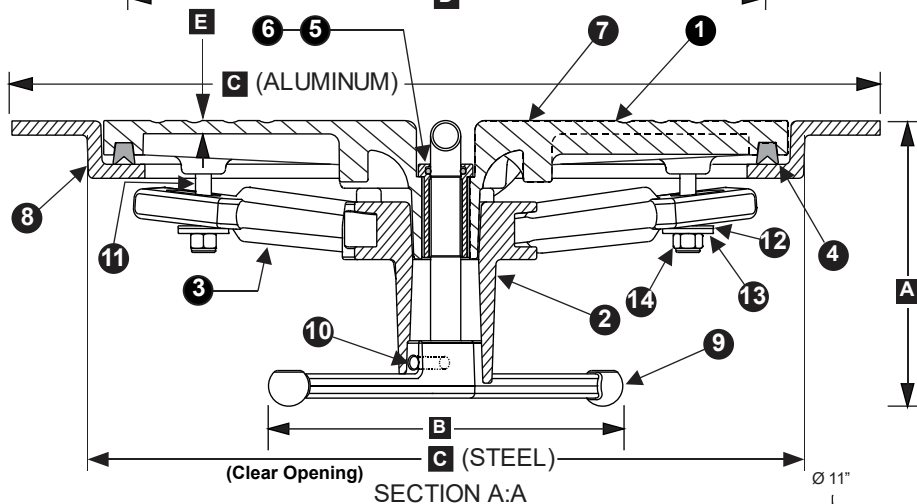
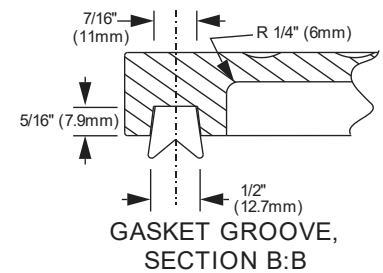
Model Number	Material - Hatch / Deck Ring	Autocad PDF/DXF/XML
BFHQTH20A/A	Aluminum / Aluminum	<a href="#">BFHQTH20A-A DXF (ZIP)</a>
BFHQTH20A/S	Aluminum / Steel	
BFHQTH20A/SS	Aluminum / Stainless Steel	



# BILL OF MATERIAL: 08864-105

#	DESCRIPTION	MAT	P/N
1	COVER	AL	08864-201A
2	DOG HUB ASSY	AL	08864-102A
3	(4) DOG ARM	AL	08864-209A
4	GASKET	BUNA	08864-703A
BUSHING, O-RING KIT W/ SLEEVE 08864-170A			
5	BUSHING		08864-804A + 205A
6	O-RING	BUNA	08864-702A
7	T-HANDLE	SS	08864-401A
8	DECK RING AL	AL	08864-210A
8	DECK RING ST	ST	08864-207A
9	ESCAPE HANDLE	AL	08864-213A
10	HANDLE PIN	SS	08864-801A
11	(4) THREADED POST	SS	08864-802A
12	(4) WASHER	SS	08864-805A
13	(4) WASHER	UP	08864-803A
14	(4) NYLOCK NUT M10	SS	08864-807A

MATERIAL KEY	
AL	- ALUMINUM
ST	- GALV. STEEL
SS	- STAINLESS STEEL
UP	- UHMW POLY
BUNA	- NITRILE RUBBER



HATCH WEIGHTS LBS. (KGS)			
Model Number	BFHQTH20		
Material	AL	ST	
Cover	27 (12.2)	N/A	
Deck Ring	10 (4.5)	11 (5)	

## OPTIONAL: ESCAPE HANDWHEEL (REPLACES ESCAPE HANDLE)

IMPORTANT: WHEN ORDERING, PLEASE SPECIFY  
OUTSIDE DIAMETER (C) OR CLEAR OPENING (D).  
UNITS ARE IDENTIFIED BY CLEAR OPENING.

Model Number	DIMENSIONS INCHES (mm)					
	A	B	C (ST)	C (AL)	D	E
BFHQTH20	7 1/16 (179)	12 (305)	22 11/16 (576)	27 3/16 (691)	20 (508)	5/16 (8)



## BAIER FLUSH HATCH LIFT-OUT MULTI-DOGGED TYPE WITH BUILT-IN T-HANDLE TYPE "D" QUICK ACTING POSITIVE LOCK MODEL BFHQTH20

DWG. 08864-105

## BFHQTH15X24 - Watertight Hatch | Quick Acting | Oval 15" X 24" | Aluminum

These light-weight, quick-acting 4-dog models are ideal for high-traffic closures where speed and ease are paramount, and/or where positive engagement must be visually verifiable at a glance. The design is especially popular on aluminum boats, fishing and other workboats, as well as many U.S. Navy and U.S. and Canadian Coast Guard vessels.

### FEATURES

#### Unique

- Adjustable Dog Tensioners that provide equal tension on all points ensure a water-tight seal
- Built-in "Never Lose" handle
- A simple 1/8th-turn of the handle provides smooth, easy and secure engagement
- Thicker Dog Arms for superior strength
- Positive visual verification: When the handle is down, the hatch is secured
- Inside escape bar on all units (optional inside turning wheel available)
- Subtle design improvements make the BFHQ stronger, more watertight than our competitors' similar units

#### Shared with Classic Hex-Bolt Series

- Cast from high-grade corrosion-resistant 356 aluminum alloy (ASTM B26)
- Maximum durability, stronger deck strength and impact resistance
- Stainless steel T-handle and operating hardware
- Dissimilar metals isolated by neoprene and nylon

#### WATERTIGHT

- Machined surfaces and superior casting processes control tolerances
- Neoprene cover gasket and sealing ring ensure tight seal



### MATERIALS

Currently, the 4-dog BFHQ series hatch cover assemblies are available only in cast aluminum. However, the deck rings for the BFHQ are the same size as the Strongback models, and are available in galvanized mild steel or cast aluminum. Stainless Steel deck rings are available by special order.



This hatch is ABS Certified for use on ABS classed vessels or facilities by the American Bureau of shipping.



BFHQTH15X24A/A with Cast Aluminum Deck Ring



BFHQTH15X24A/A with Optional Handwheel

When ordering, please specify:

Cover Material:  
cast aluminum  
only

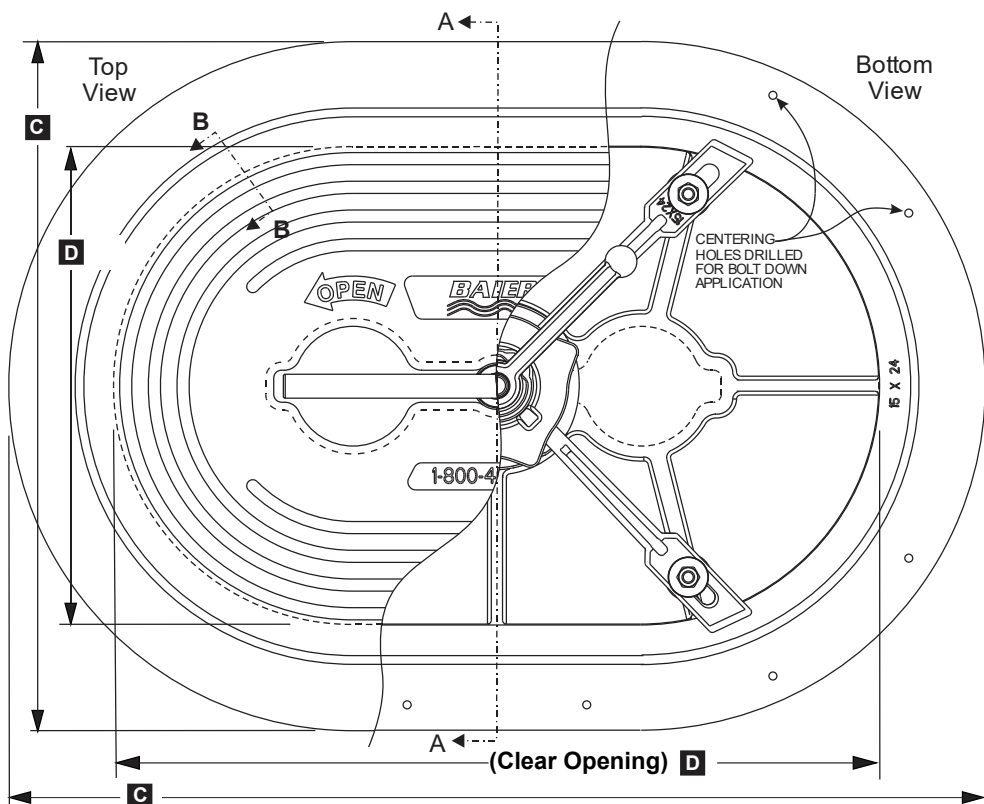
Ring Material:  
cast aluminum,  
galvanized steel,  
or stainless steel.



Hatch Covers Available Separately

Model Number	Material - Hatch / Deck Ring	Autocad PDF/DXF/XML
BFHQTH15X24A/A	Aluminum / Aluminum	<a href="#">BFHQTH15X24A-A DXF (ZIP)</a>
BFHQTH15X24A/S	Aluminum / Steel	
BFHQTH15X24A/SS	Aluminum / Stainless Steel	

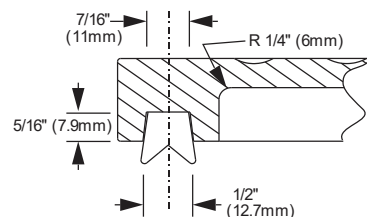




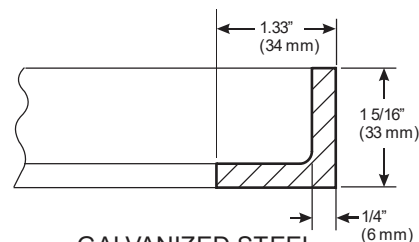
# **BILL OF MATERIAL: 08864-101**

#	DESCRIPTION	MAT	P/N
1	COVER	AL	08864-201A
2	DOG HUB ASSY	AL	08864-102A
3	(4) DOG ARM	AL	08864-203A
4	GASKET	BUNA	08864-701A
BUSHING, O-RING KIT W/ SLEEVE 08864-170A			
5	BUSHING	08864-804A + 205A	
6	O-RING	BUNA	08864-702A
7	T-HANDLE	SS	08864-401A
8	DECK RING AL	AL	08861-203A
8	DECK RING ST	ST	08861-207A
9	ESCAPE HANDLE	AL	08864-213A
10	HANDLE PIN	SS	08864-801A
11	(4) THREADED POST	SS	08864-802A
12	(4) WASHER	SS	08864-805A
13	(4) WASHER	UP	08864-803A
14	(4) NYLOCK NUT M10	SS	08864-807A

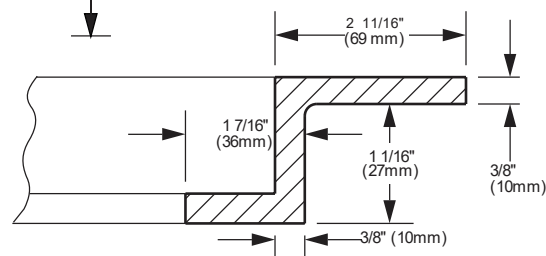
MATERIAL KEY	
AL	ALUMINUM
ST	GALV. STEEL
SS	STAINLESS STEEL
UP	UHMW POLY
BUNA	NITRILE RUBBER



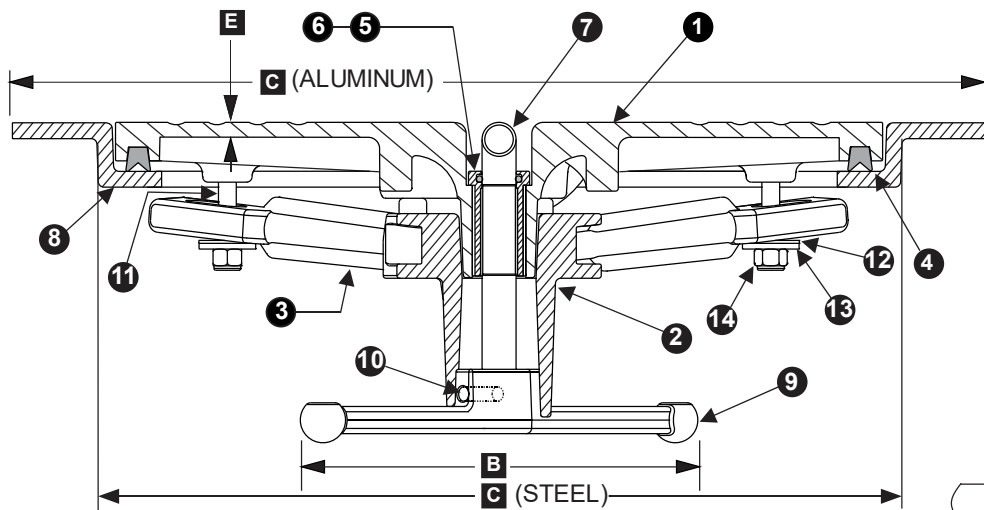
**GASKET GROOVE,  
SECTION B:B**



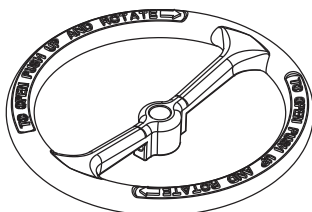
**GALVANIZED STEEL  
DECK RING**



**CAST ALUMINUM  
DECK RING**



**SECTION A:A**



**OPTIONAL ESCAPE HANDWHEEL  
(REPLACES ESCAPE HANDLE)**

IMPORTANT: WHEN ORDERING, PLEASE SPECIFY  
OUTSIDE DIAMETER (C) OR CLEAR OPENING (D).  
UNITS ARE IDENTIFIED BY CLEAR OPENING.



HATCH WEIGHTS LBS. (KGS)	
Model Number	BFHQTH15X24
Material	AL ST
Cover	25.8 (11.7) N/A
Deck Ring	9 (4.1) 12 (5.4)

Model Number	DIMENSIONS INCHES (mm)				
	A	B	C (AL)	C (ST)	D
BFHQTH15X24	7 1/16 (179)	12 (305)	30 7/16 x 21 7/16 (777 x 548)	26 1/2 x 17 1/2 (673 x 445)	24 x 15 (610 x 381)

1-800-455-3917  
206-632-2441 (FAX)  
sales@baiermarine.com

**BAIER FLUSH HATCH**  
LIFT-OUT MULTI-DOGGED TYPE  
WITH BUILT-IN T-HANDLE  
TYPE "D" QUICK ACTING  
POSITIVE LOCK  
**MODEL BFHQTH15X24**

DWG. 08864-101

### BFHQTH24X24 - Watertight Hatch | Quick Acting | Square 24" X 24" | Aluminum

These light-weight, quick-acting 4-dog models are ideal for high-traffic closures where speed and ease are paramount, and/or where positive engagement must be visually verifiable at a glance. The design is especially popular on aluminum boats, fishing and other workboats, as well as many U.S. Navy and U.S. and Canadian Coast Guard vessels.

#### FEATURES

- Adjustable Dog Tensioners that provide equal tension on all points, ensuring a watertight seal
- Built-in "Never Lose" handle
- A simple 1/8th-turn of the handle provides smooth, easy and secure engagement
- Thicker Dog Arms for superior strength
- Positive visual verification: When the handle is down, the hatch is secured
- Inside escape bar on all units (optional inside turning wheel available)
- Subtle design improvements make the BFHQ stronger, more water-tight than our competitors' similar units

#### Shared With Classic HEX-Bolt Series:

- Cast from high-grade corrosion-resistant 356 aluminum alloy (ASTM B26)
- Maximum durability, stronger deck strength and impact resistance
- Stainless steel T-handle and operating hardware
- Dissimilar metals isolated by neoprene and nylon

#### WATER-TIGHT

- Machined surfaces and superior casting processes control tolerances
- Neoprene cover gasket and sealing ring ensure tight seal



#### MATERIALS

Currently, the 4-dog BFHQ series hatch cover assemblies are available only in cast aluminum. However, the deck rings for the BFHQ are the same size as the Strongback models, and are available in galvanized mild steel or cast aluminum. Stainless Steel deck rings are available by special order.



This hatch is ABS Certified for use on ABS classed vessels or facilities by the American Bureau of shipping.



BFHQTH24X24A/A with Cast Aluminum Deck Ring



BFHQTH24X24A/S with Optional Handwheel

When ordering please specify:

Cover Material:  
cast aluminum  
only

Ring Material:  
cast aluminum,  
galvanized steel,  
or stainless steel.



Hatch Covers Available Separately

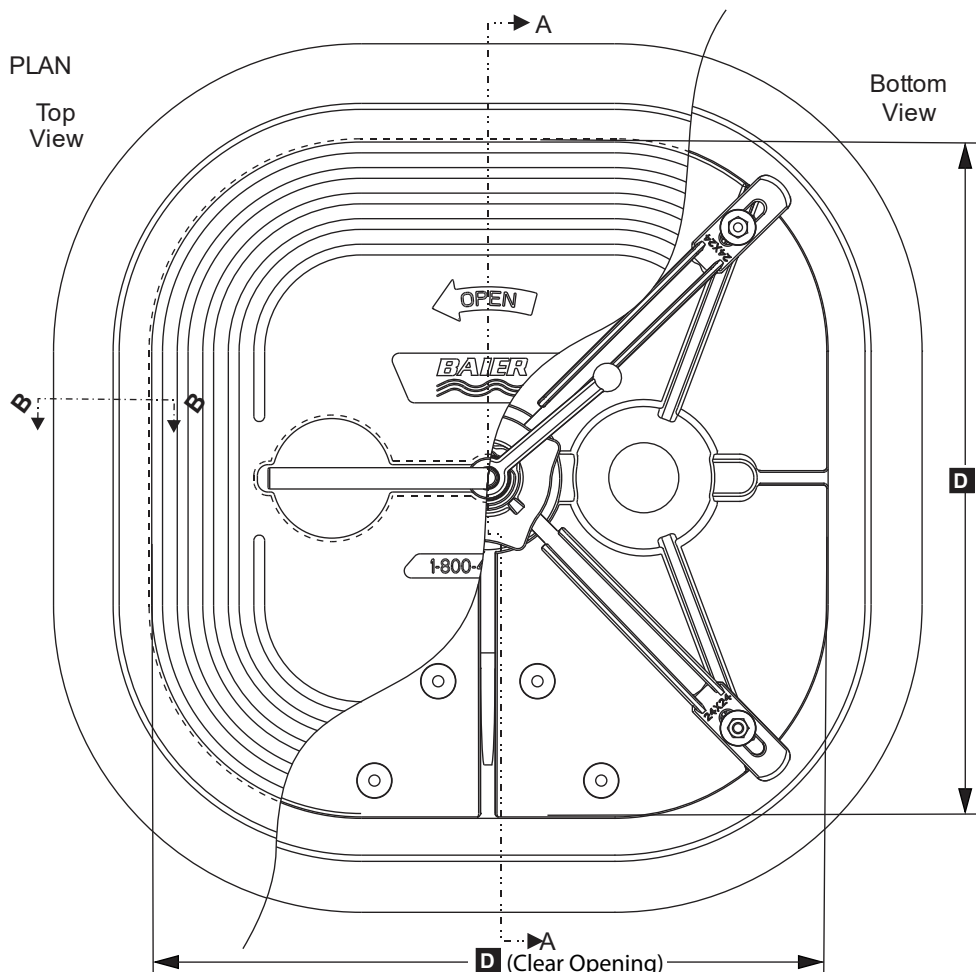
Model Number	Material - Hatch / Deck Ring	Autocad PDF/DXF/XML
BFHQTH24X24A/A	Aluminum / Aluminum	<a href="#">BFHQTH24X24A-A DXF (ZIP)</a>
BFHQTH24X24A/S	Aluminum / Steel	BFHQTH24X24A-S
BFHQTH24X24A/SS	Aluminum / Stainless Steel	BFHQTH24X24A-SS



PLAN

Top  
View

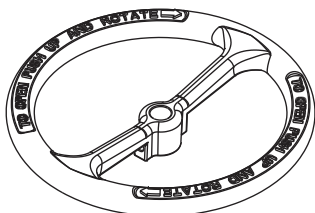
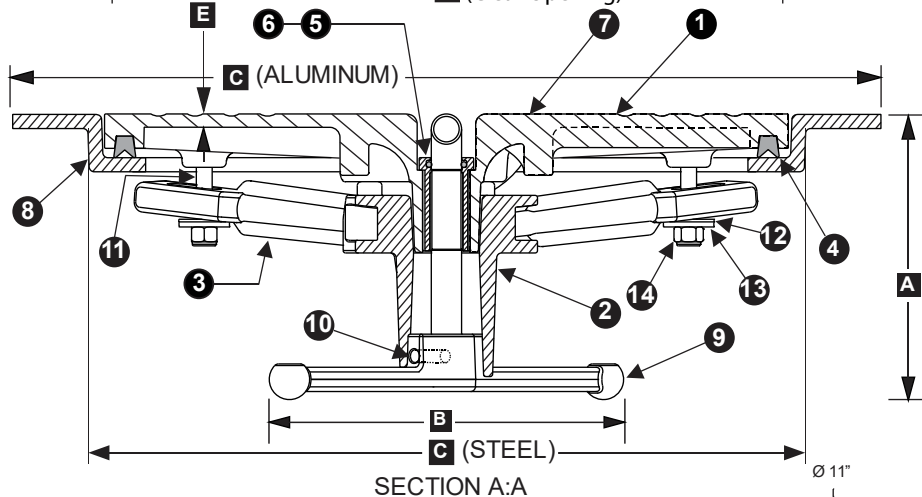
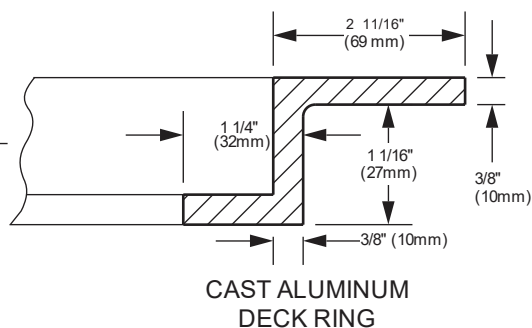
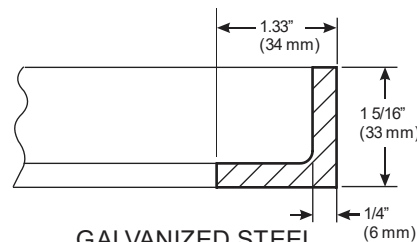
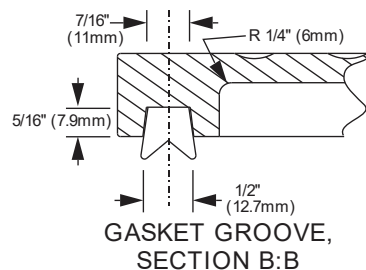
Bottom  
View



# BILL OF MATERIAL: 08864-141

#	DESCRIPTION	MAT	P/N
1	COVER	AL	08864-241A
2	DOG HUB ASSY	AL	08864-102A
3	(4) DOG ARM	AL	08864-242A
4	GASKET	BUNA	08864-706A
BUSHING, O-RING KIT W/ SLEEVE 08864-170A			
5	BUSHING	08864-804A + 205A	
6	O-RING	BUNA	08864-702A
7	T-HANDLE	SS	08864-401A
8	DECK RING AL	AL	08861-243A
8	DECK RING ST	ST	08861-247A
9	ESCAPE HANDLE	AL	08864-213A
10	HANDLE PIN	SS	08864-801A
11	(4) THREADED POST	SS	08864-802A
12	(4) WASHER	SS	08864-805A
13	(4) WASHER	UP	08864-803A
14	(4) NYLOCK NUT M10	SS	08864-807A

MATERIAL KEY	
AL	- ALUMINUM
ST	- GALV. STEEL
SS	- STAINLESS STEEL
UP	- UHMW POLY
BUNA	- NITRILE RUBBER



OPTIONAL: ESCAPE HANDWHEEL  
(REPLACES ESCAPE HANDLE)

IMPORTANT: WHEN ORDERING, PLEASE SPECIFY  
OUTSIDE DIAMETER (C) OR CLEAR OPENING (D).  
UNITS ARE IDENTIFIED BY CLEAR OPENING.

HATCH WEIGHTS LBS. (KGS)		
Model Number	BFHQTH24X24	
Material	AL	ST
Cover	44 (20)	N/A
Deck Ring	12 (5.4)	15 (6.8)

Model Number	DIMENSIONS INCHES (mm)					
	A	B	C (ST)	C (AL)	D	E
BFHQTH20	7 1/16 (179)	12 (305)	26 11/16 (677)	30 1/2 (774)	24 (610)	5/16 (8)



**BAIER FLUSH HATCH**  
LIFT-OUT MULTI-DOGGED TYPE  
WITH BUILT-IN T-HANDLE  
TYPE "D" QUICK ACTING  
POSITIVE LOCK  
**MODEL BFHQTH24X24**

DWG. 08864-141

## BFHHQTH24X24 - Internal Hinge Watertight Hatch | Quick Acting | Square 24" X 24"

### Aluminum

These light-weight, quick-acting 4-dog models are ideal for high-traffic closures where speed and ease are paramount, and/or where positive engagement must be visually verifiable at a glance. The new Baier™ Hidden-Hinge, fully-articulated commercial marine flush deck hatch assembly for workboats adds the convenience of a built-in recessed Stainless Steel T-handle to the flush-mounted, quick release, lift-out hatch. The design is especially useful for aluminum boats, crew supply vessels (CSV), fishing vessels and other workboats, as well as many U.S. Navy and U.S. and Canadian Coast Guard vessels. This new hinge assembly works exceeding well when installed vertically like a door -- it pivots easily and maintains alignment. An over-center auto stop holds cover securely open at 120 degrees, and the hatch cover slides further open to over 180 degrees.

### FEATURES

- Opens to 180 degrees-plus
- Over-center auto stop holds cover securely open at 120 degrees
- Auto-stop releases quickly with a push-lever
- Stainless hardware, Delrin slides
- Works equally well in flush deck or vertical mount positions – perfect for a lazarette hatch-door
- Thicker Dog Arms for superior strength
- Positive visual verification: When the handle is down, the hatch is secured
- Inside escape bar on all units (optional inside turning wheel available)
- Subtle design improvements make the BFHQ stronger, more watertight than our competitors' similar units

### Shared With Classic HEX-Bolt Series:

- Available in 20" Round, 15" X 24" Oval or 24" x 24" Square
- Available with aluminum or galvanized steel deck ring




### MATERIALS

Currently, the 4-dog BFHQ series hatch cover assemblies are available only in cast aluminum. Deck rings are available in galvanized mild steel or cast aluminum. Stainless Steel deck rings are available by special order.



This hatch is ABS Certified for use on ABS classed vessels or facilities by the American Bureau of shipping.



BFHHQTH24X24A/A with Cast Aluminum Deck Ring



BFHHQTH24X24A/A with Internal Hinge

When ordering please specify:

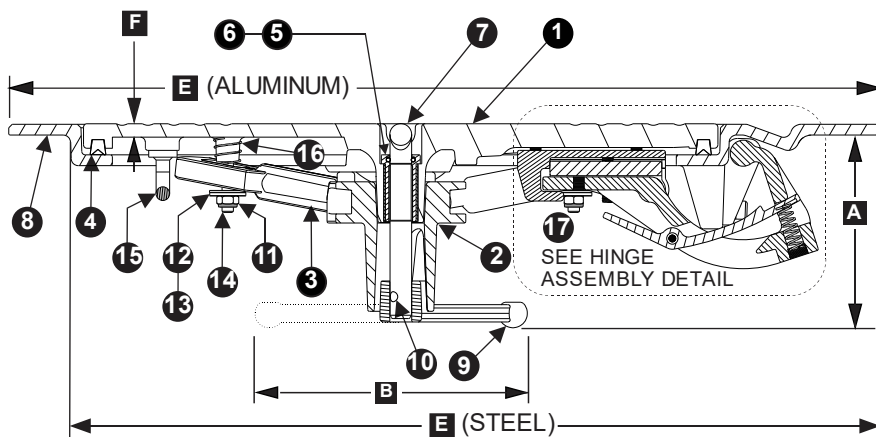
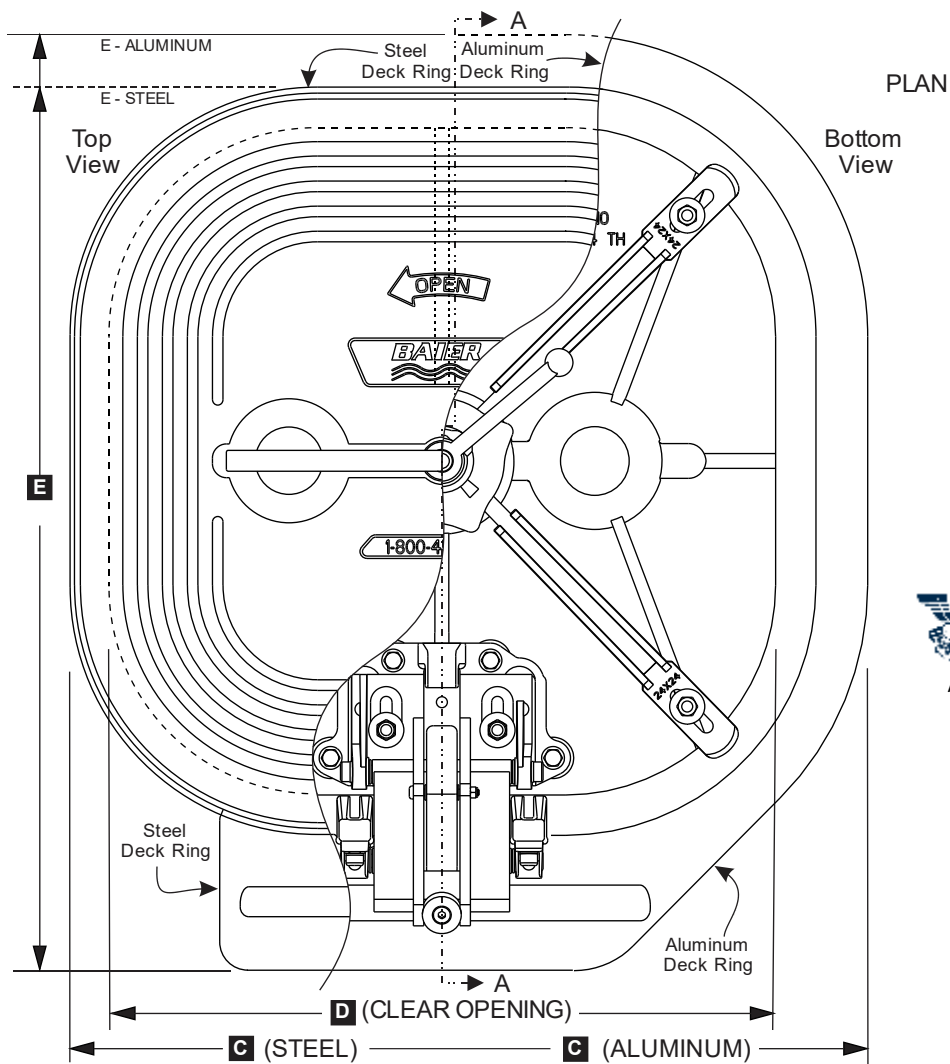
Cover Material:  
cast aluminum  
only

Ring Material: cast  
aluminum, or gal-  
vanized steel (See  
PDF download for  
steel ring design)



Hatch Covers Available Separately

Model Number	Material - Hatch / Deck Ring	Autocad PDF/DXF/XML
BFHHQTH24X24A/A	Aluminum / Aluminum	<a href="#">BFHHQTH24X24A-A DXF (ZIP)</a>
BFHHQTH24X24A/S	Aluminum / Steel	<a href="#">BFHHQTH24X24A-S DXF (ZIP)</a>



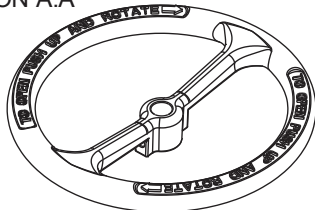
SECTION A:A

OPTIONAL: ESCAPE HANDWHEEL  
(REPLACES ESCAPE HANDLE)

HATCH WEIGHTS LBS. (KGS)		
Model Number	BFHHQTH24X24	
Material	AL	ST
Cover	44 (20)	N/A
Deck Ring	17.5 (8)	22.6 (10)
Hinge & Hardware	SS	8 (.36)

Model Number	DIMENSIONS INCHES (mm)							
	A	B	C (ST)	C (AL)	D	E (ST)	E (AL)	F
BFHHQTH24X24	6 1/2 (165)	12 (305)	26 11/16 (677)	30 5/8 (778)	24 (610)	27.5 (699)	33 5/8 (854)	5/16 (8)

IMPORTANT: WHEN ORDERING, PLEASE SPECIFY OUTSIDE DIAMETER (C) OR CLEAR OPENING (D). UNITS ARE IDENTIFIED BY CLEAR OPENING.

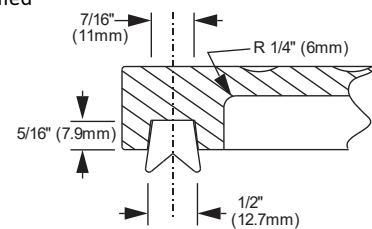


## BILL OF MATERIAL: 08863-141

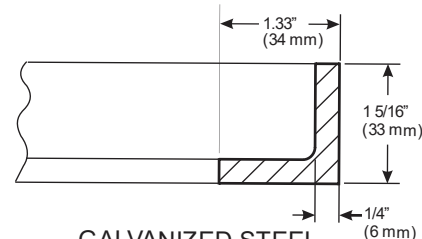
#	DESCRIPTION	MAT	P/N
1	COVER	AL	08864-241A
2	DOG HUB ASSY	AL	08864-102A
3	(4) DOG ARM	AL	08864-242A
4	GASKET	BUNA	08864-706A
BUSHING, O-RING KIT W/ SLEEVE 08864-170A			
5	BUSHING W/ SLEEVE	08864-804A + 205A	
6	O-RING	BUNA	08864-702A
7	T-HANDLE	SS	08864-402A
8	DECK RING	AL	08863-246A
8	DECK RING	ST	08863-457A
9	ESCAPE HANDLE	AL	08864-213A
10	HANDLE PIN	SS	08864-801A
11	(4) NYLOCK NUT	SS	08864-807A
12	(4) WASHER	SS	08864-805A
13	(4) WASHER	UP	08864-803A
14	(4) THREADED POST	SS	08864-802A
15	GRAB HANDLE	SS	08863-405A
16	(4) ARM SPRING	SS	08864-809A
17	HINGE ASSY	DETAIL	08864-126A

### MATERIAL KEY

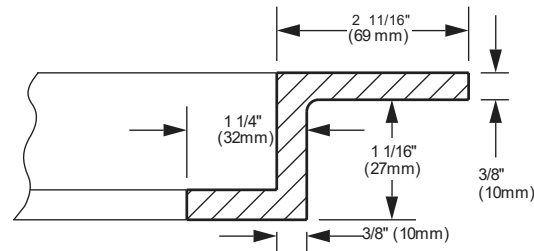
AL - ALUMINUM
ST - GALV. STEEL
SS - STAINLESS STEEL
UP - UHMW POLY
BUNA - NITRILE RUBBER



GASKET GROOVE, SECTION B:B



GALVANIZED STEEL DECK RING



CAST ALUMINUM DECK RING



1-800-455-3917  
206-632-2441 (FAX)  
sales@baiermarine.com

**BAIER FLUSH HATCH**  
INTERNAL HINGED MULTI-DOG  
WITH BUILT-IN T-HANDLE  
TYPE "D" QUICK ACTING  
POSITIVE LOCK  
**MODEL BFHHQTH24X24**

DWG. 08863-141



### BFHHQTH20 - Internal Hinge Watertight Hatch | Quick Acting | Round 20" | Aluminum

These light-weight, quick-acting 4-dog models are ideal for high-traffic closures where speed and ease are paramount, and/or where positive engagement must be visually verifiable at a glance. The new Baier™ Hidden-Hinge, fully-articulated commercial marine flush deck hatch assembly for workboats adds the convenience of a built-in recessed Stainless Steel T-handle to the flush-mounted, quick release, lift-out hatch. The design is especially useful for aluminum boats, crew supply vessels (CSV), fishing vessels and other workboats, as well as many U.S. Navy and U.S. and Canadian Coast Guard vessels. This new hinge assembly works exceeding well when installed vertically like a door -- it pivots easily and maintains alignment. An over-center auto stop holds cover securely open at 120 degrees, and the hatch cover slides further open to over 180 degrees.

#### FEATURES

- Opens to 180 degrees-plus
- Over-center auto stop holds cover securely open at 120 degrees
- Auto-stop releases quickly with a push-lever
- Stainless hardware, Delrin slides
- Works equally well in flush deck or vertical mount positions – perfect for a lazarette hatch-door
- Thicker Dog Arms for superior strength
- Positive visual verification: When the handle is down, the hatch is secured
- Inside escape bar on all units (optional inside turning wheel available)
- Subtle design improvements make the BFHQ stronger, more water-tight than our competitors' similar units

#### Shared With Classic HEX-Bolt Series:

- Available in 20" Round, 15" X 24" Oval or 24" x 24" Square
- Available with aluminum or galvanized steel deck ring



#### MATERIALS

Currently, the 4-dog BFHQ series hatch cover assemblies are available only in cast aluminum. Deck rings are available in galvanized mild steel or cast aluminum. Stainless Steel deck rings are available by special order.



This hatch is ABS Certified for use on ABS classed vessels or facilities by the American Bureau of shipping.



BFHHQTH20A/A with Cast Aluminum Deck Ring




BFHHQTH20A/A with Internal Hinge

When ordering please specify:

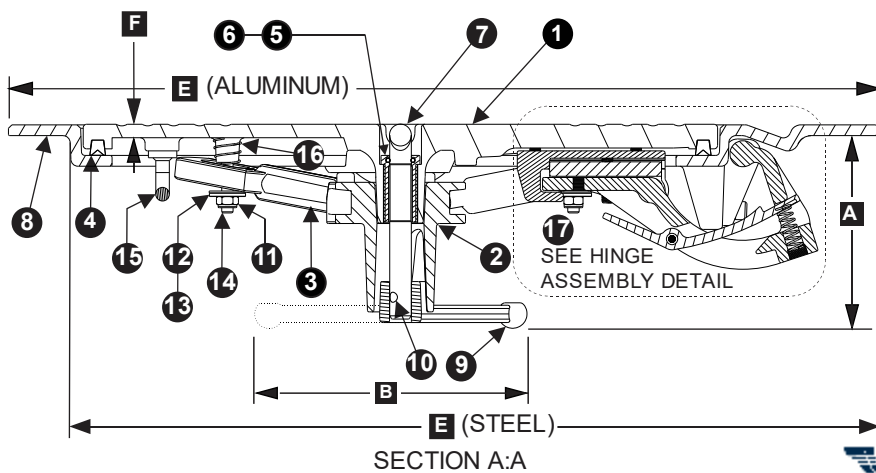
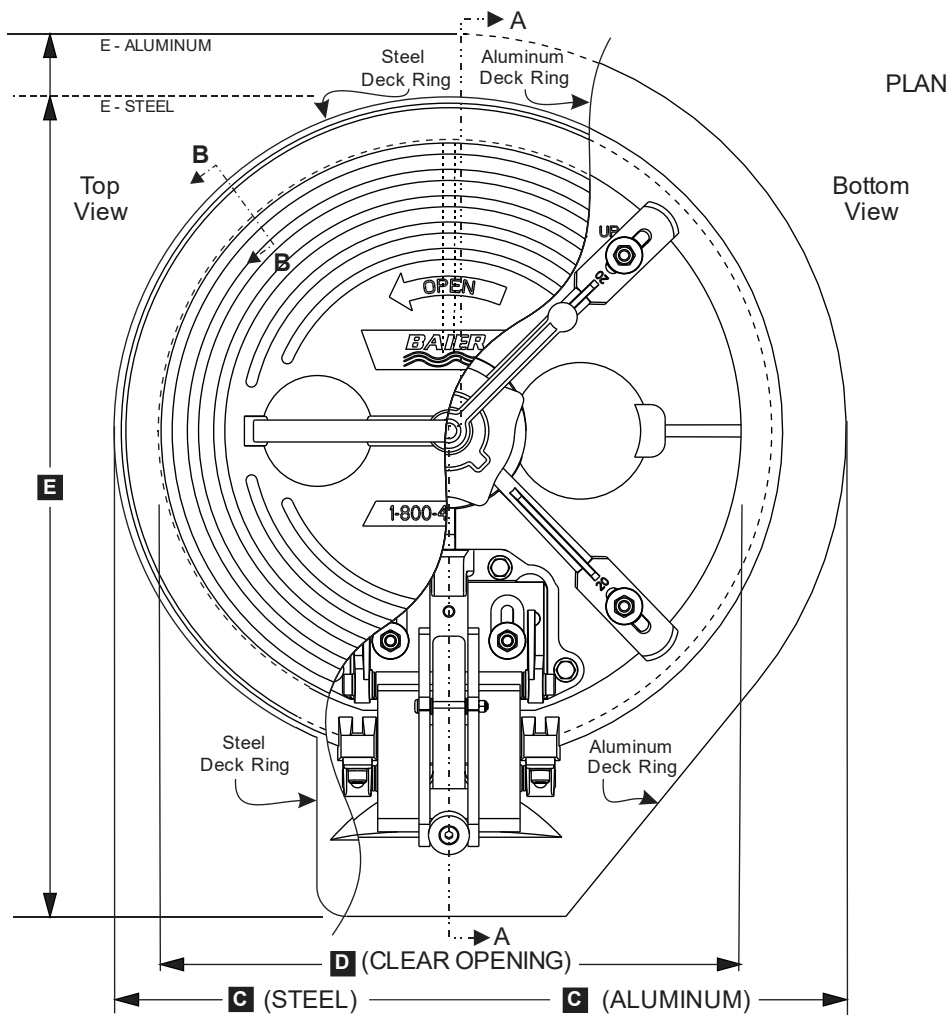
Cover Material:  
cast aluminum  
only

Ring Material: cast aluminum, or galvanized steel (See PDF download for steel ring design)




Hatch Covers Available Separately

Model Number	Material - Hatch / Deck Ring	Autocad PDF/DXF/XML
BFHHQTH20A/A	Aluminum / Aluminum	<a href="#">BFHHQTH20A-A DXF (ZIP)</a>
BFHHQTH20A/S	Aluminum / Steel	<a href="#">BFHHQTH20A-S DXF (ZIP)</a>



OPTIONAL: ESCAPE HANDWHEEL  
(REPLACES ESCAPE HANDLE)

HATCH WEIGHTS LBS. (KGS)	
Model Number	BFHHQTH20
Material	AL ST
Cover	26 (11.8) N/A
Deck Ring	15 (6.8) 17 (7.8)
Hinge & Hardware	SS 8 (.36)



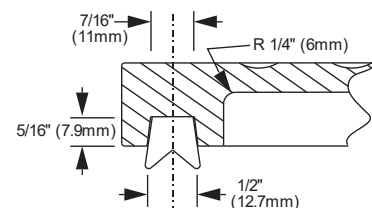
IMPORTANT: WHEN ORDERING, PLEASE SPECIFY  
OUTSIDE DIAMETER (C) OR CLEAR OPENING (D).  
UNITS ARE IDENTIFIED BY CLEAR OPENING.

Model Number	DIMENSIONS INCHES (mm)							
	A	B	C (ST)	C (AL)	D	E (ST)	E (AL)	F
BFHHQTH20	6.5 (165)	12 (305)	22 11/16 (576)	27 3/16 (691)	20 (508)	28 (711)	30 3/16 (767)	5/16 (8)

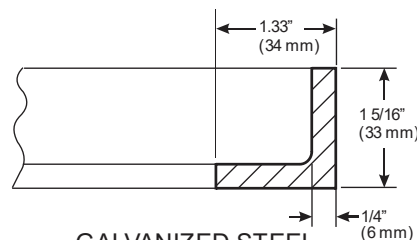
## BILL OF MATERIAL: 08863-104

#	DESCRIPTION	MAT	P/N
1	COVER	AL	08864-208A
2	DOG HUB ASSY	AL	08864-102A
3	(4) DOG ARM	AL	08864-209A
4	GASKET	BUNA	08864-703A
BUSHING, O-RING KIT W/ SLEEVE			
5	BUSHING	08864-804A + 205A	
6	O-RING	BUNA	08864-702A
7	T-HANDLE	SS	08864-401A
8	DECK RING	AL	08863-250A
8	DECK RING	ST	08863-406A
9	ESCAPE HANDLE	AL	08864-213A
10	HANDLE PIN	SS	08864-801A
11	(4) NYLOCK NUT	SS	08864-807A
12	(4) WASHER	SS	08864-805A
13	(4) WASHER	UP	08864-803A
14	(4) THREADED POST	SS	08864-802A
15	GRAB HANDLE	SS	08863-405A
16	(4) ARM SPRING	SS	08864-809A
17	HINGE ASSY	DETAIL	08864-126A

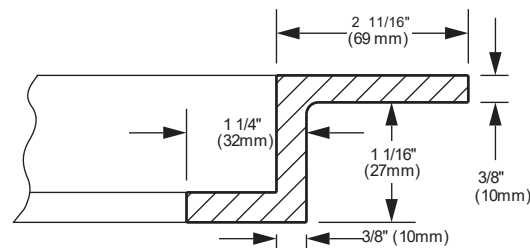
MATERIAL KEY	
AL	- ALUMINUM
ST	- GALV. STEEL
SS	- STAINLESS STEEL
UP	- UHMW POLY
BUNA	- NITRILE RUBBER



GASKET GROOVE,  
SECTION B:B



GALVANIZED STEEL  
DECK RING



CAST ALUMINUM  
DECK RING



**BAIER** Marine Company, Inc.  
1-800-455-3917  
206-632-2441 (FAX)  
sales@baiermarine.com

**BAIER FLUSH HATCH**  
INTERNAL HINGED MULTI-DOG  
WITH BUILT-IN T-HANDLE  
TYPE "D" QUICK ACTING  
POSITIVE LOCK  
**MODEL BFHHQTH20**

DWG. 08863-104



## **BFHHQTH15X24 - Internal Hinge Watertight Hatch | Quick Acting | Oval 15" X 24" |**

### **Aluminum**

These light-weight, quick-acting 4-dog models are ideal for high-traffic closures where speed and ease are paramount, and/or where positive engagement must be visually verifiable at a glance. The new Baier Hidden-Hinge, fully-articulated commercial marine flush deck hatch assembly for workboats adds the convenience of a built-in recessed Stainless Steel T-handle to the flush-mounted, quick release, lift-out hatch. The design is especially useful for aluminum boats, crew supply vessels (CSV), fishing vessels and other workboats, as well as many U.S. Navy and U.S. and Canadian Coast Guard vessels. This new hinge assembly works exceeding well when installed vertically like a door -- it pivots easily and maintains alignment. An over-center auto stop holds cover securely open at 120 degrees, and the hatch cover slides further open to over 180 degrees.

### **FEATURES**

- Opens to 180 degrees-plus
- Over-center auto stop holds cover securely open at 120 degrees
- Auto-stop releases quickly with a push-lever
- Stainless hardware, Delrin slides
- Works equally well in flush deck or vertical mount positions – perfect for a lazarette hatch-door
- Thicker Dog Arms for superior strength
- Positive visual verification: When the handle is down, the hatch is secured
- Inside escape bar on all units (optional inside turning wheel available)
- Subtle design improvements make the BFHQ stronger, more watertight than our competitors' similar units

### **Shared With Classic HEX-Bolt Series:**

- Available in 20" Round, 15" X 24" Oval or 24" x 24" Square
- Available with aluminum or galvanized steel deck ring



### **MATERIALS**

Currently, the 4-dog BFHQ series hatch cover assemblies are available only in cast aluminum. Deck rings are available in galvanized mild steel or cast aluminum. Stainless Steel deck rings are available by special order.



This hatch is ABS Certified for use on ABS classed vessels or facilities by the American Bureau of shipping.



BFHHQTH15X24A/A with Cast Aluminum Deck Ring

BFHHQTH15X24A/A with Internal Hinge

When ordering,  
please specify:

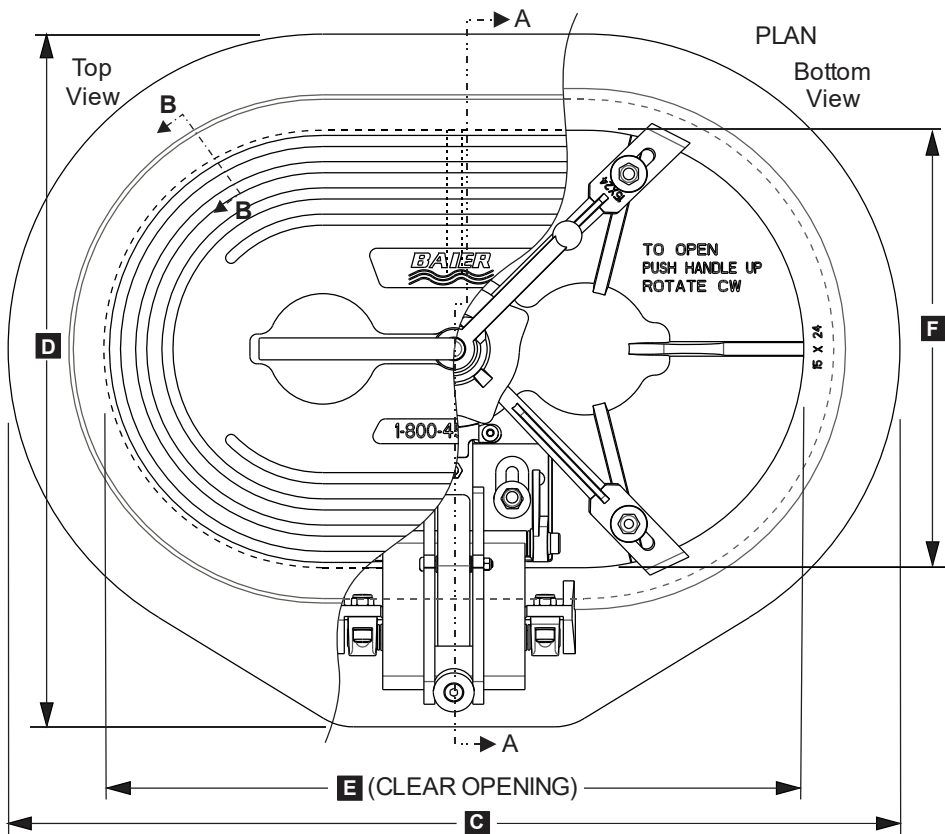
Cover Material:  
cast aluminum  
only

Ring Material: cast  
aluminum, or gal-  
vanized steel (See  
PDF download for  
steel ring design)



Hatch Covers Available Separately

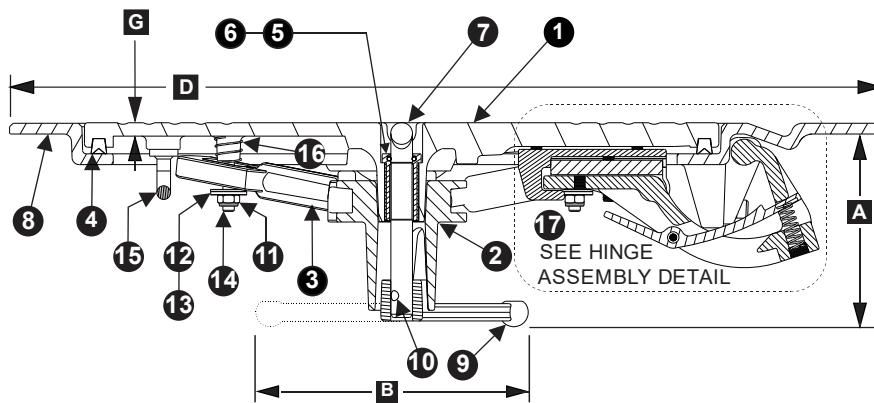
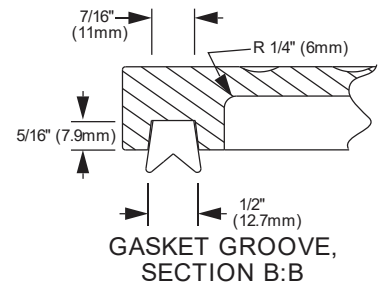
Model Number	Material - Hatch / Deck Ring	Autocad PDF/DXF/XML
BFHHQTH15X24A/A	Aluminum / Aluminum	<a href="#">BFHHQTH15X24A-A DXF (ZIP)</a>
BFHHQTH15X24A/S	Aluminum / Steel	BFHHQTH15X24A-S



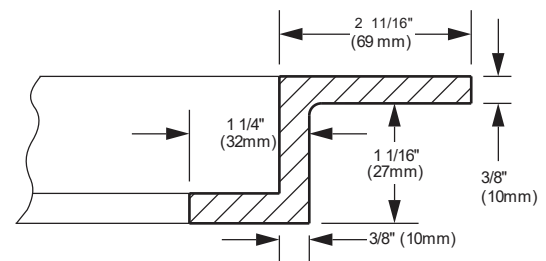
# **BILL OF MATERIAL: 08863-115**

#	DESCRIPTION	MAT	P/N
1	COVER	AL	08863-255A
2	DOG HUB ASSY	AL	08864-102A
3	(4) DOG ARM	AL	08864-203A
4	GASKET	BUNA	08864-701A
BUSHING, O-RING KIT W/ SLEEVE 08864-170A			
5	BUSHING	08864-804A + 205A	
6	O-RING	BUNA	08864-702A
7	T-HANDLE	SS	08864-401A
8	DECK RING	AL ST	08863-257A,B
9	ESCAPE HANDLE	AL	08864-213A
10	HANDLE PIN	SS	08864-801A
11	(4) NYLOCK NUT	SS	08864-807A
12	(4) WASHER	SS	08864-805A
13	(4) WASHER	UP	08864-803A
14	(4) THREADED POST	SS	08864-802A
15	GRAB HANDLE	SS	08863-405A
16	(4) ARM SPRING	SS	08864-809A
17	HINGE ASSY	DETAIL	08864-126B

MATERIAL KEY	
AL	ALUMINUM
ST	GALV. STEEL
SS	STAINLESS STEEL
UP	UHMW POLY
BUNA	NITRILE RUBBER



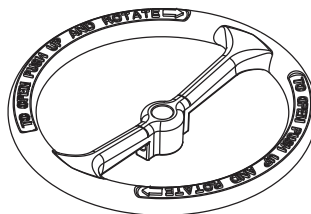
SECTION A:A



CAST ALUMINUM &  
GALVANIZED STEEL  
DECK RING



OPTIONAL: ESCAPE HANDWHEEL  
(REPLACES ESCAPE HANDLE)



HATCH WEIGHTS LBS. (KGS)			
Model Number	BFHHQTH15X24		
Material	AL	ST	
Cover	26.5 (12)	N/A	
Deck Ring	13.5 (6)	33 (15)	
Hinge & Hardware	SS 8 (.36)		

IMPORTANT: WHEN ORDERING, PLEASE SPECIFY  
OUTSIDE DIAMETER (C) OR CLEAR OPENING (E).  
UNITS ARE IDENTIFIED BY CLEAR OPENING.

Model Number	DIMENSIONS INCHES (mm)						
	A	B	C (AL&ST)	D (AL&ST)	E	F	G
BFHHQTH15X24	6 1/2 (165)	12 (305)	30.6 (777)	23 3/4 (603)	24 (508)	15 (381)	5/16 (8)

1-800-455-3917  
206-632-2441 (FAX)  
sales@baiermarine.com

Marine Company, Inc.

**BAIER FLUSH HATCH**  
INTERNAL HINGED MULTI-DOG  
WITH BUILT-IN T-HANDLE  
TYPE "D" QUICK ACTING  
POSITIVE LOCK  
**MODEL BFHHQTH15X24**

DWG. 08863-115

### BFHHQTH-HINGE - Internal Hinge | For Quick Acting Hatches

These light-weight, quick-acting 4-dog models are ideal for high-traffic closures where speed and ease are paramount, and/or where positive engagement must be visually verifiable at a glance. The new Baier Hidden-Hinge, fully-articulated commercial marine flush deck hatch assembly for workboats adds the convenience of a built-in recessed Stainless Steel T-handle to the flush-mounted, quick release, lift-out hatch. The design is especially useful for on aluminum boats, crew supply vessels (CSV), fishing vessels and other workboats, as well as many U.S. Navy and U.S. and Canadian Coast Guard vessels. This new hinge assembly works exceeding well when installed vertically like a door -- it pivots easily and maintains alignment. An over-center auto stop holds cover securely open at 120 degrees, and the hatch cover slides further open to over 180 degrees.

#### FEATURES

- Opens to 180 degrees-plus
- Over-center auto stop holds cover securely open at 120 degrees
- Auto-stop releases quickly with a push-lever
- Stainless hardware, Delrin slides
- Works equally well in flush deck or vertical mount positions – perfect for a lazarette hatch-door
- Thicker Dog Arms for superior strength
- Positive visual verification: When the handle is down, the hatch is secured
- Inside escape bar on all units (optional inside turning wheel available)
- Subtle design improvements make the BFHQ stronger, more water-tight than our competitors' similar units

#### Shared With Classic HEX-Bolt Series:

- Available in 20" Round, 15" X 24" Oval or 24" x 24" Square
- Available with aluminum or galvanized steel deck ring



BFHHQTH-HINGE Exploded View



BFHHQTH-HINGE with Optional Handwheel



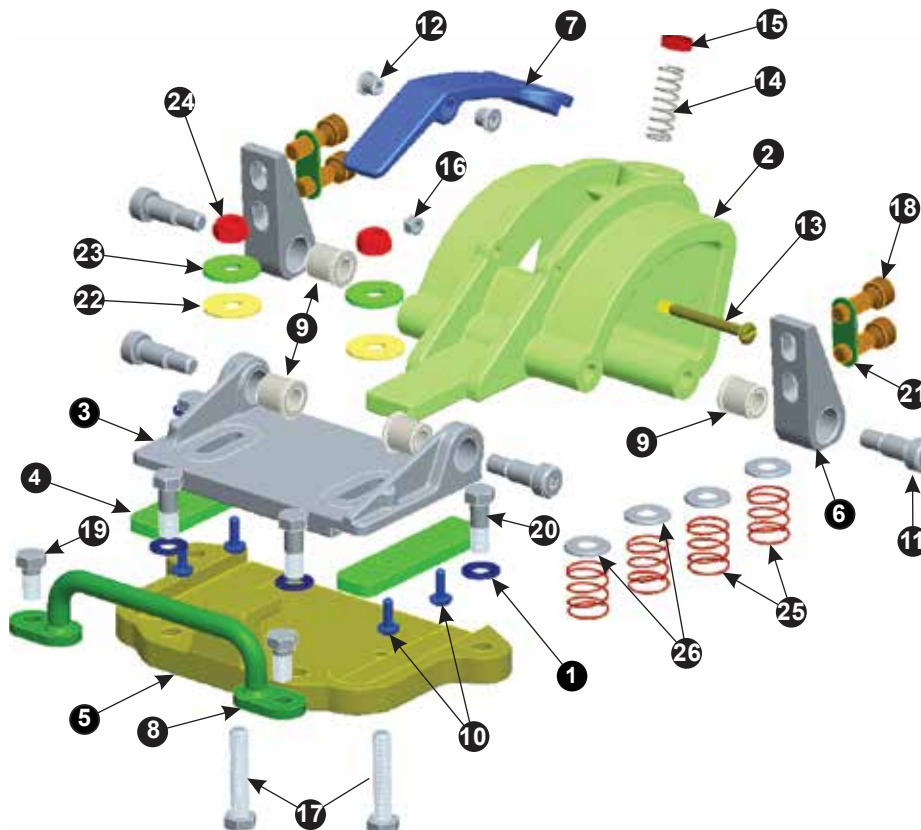
This hatch is ABS Certified for use on ABS classed vessels or facilities by the American Bureau of shipping.

Model Number	Material - Hatch / Deck Ring	Autocad PDF/DXF/XML
08863-126A		
08863-126B		
BFHHQTH15X24A/A	Aluminum / Aluminum	<a href="#">BFHHQTH15X24A-A DXF (ZIP)</a>
BFHHQTH15X24A/S	Aluminum / Steel	BFHHQTH15X24A-S
BFHHQTH20A/A	Aluminum / Aluminum	<a href="#">BFHHQTH20A-A DXF (ZIP)</a>
BFHHQTH20A/S	Aluminum / Steel	<a href="#">BFHHQTH20A-S DXF (ZIP)</a>
BFHHQTH24X24A/A	Aluminum / Aluminum	<a href="#">BFHHQTH24X24A-A DXF (ZIP)</a>
BFHHQTH24X24A/S	Aluminum / Steel	<a href="#">BFHHQTH24X24A-S DXF (ZIP)</a>



# BAIER INTERNAL HINGE

EXPLODED VIEW



## BILL OF MATERIAL: 08863-106

#	DESC.	MAT	P/N	QTY
1	WASHER 3/8	SS	08860-803A	4
2	HINGE	SS	08863-242A	1
3	SLIDE PLATE	SS	08863-243A	1
4	SLIDES	DL	08863-244A	2
5	SLIDE BASE	SS	08863-245A	1
6	DECK RING MOUNT	SS	08863-247A	2
7	LOCKING LATCH	SS	08863-248A	1
8	GRAB HANDLE	SS	08863-405A	1
9	BUSHING	DL	08863-810A	4
10	SCREW M6 16mm	SS	08863-811A	4
11	SHOULDER BOLT	SS	08863-811A	4
12	BUSHING	DL	08863-810A	2
13	SCREW M6 60mm	SS	08863-816A	1
14	SPRING 14mm	SS	08863-817A	1
15	PLUG, 3/8 NPT	SS	08863-818A	1
16	NUT, NYLOCK M6	SS	08863-819A	1
17	BOLT M10 50mm FUL THD	SS	08863-820A	2
18	BOLT M10 30mm SOC	SS	08863-821A	4
19	BOLT M10 20mm	SS	08863-822A	2
20	BOLT M10 30mm	SS	08863-823A	4
21	WASHER	SS	08863-817A	2
22	WASHER M10	UP	08864-803A	2
23	WASHER M10	SS	08864-805A	2
24	NYLOCK NUT M10	SS	08864-807A	2
25	SPRING	SS	08864-809A	4
26	SPRINGCAP	SS	08864-810A	4

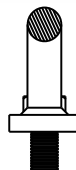
### MATERIAL KEY

SS - STAINLESS STEEL

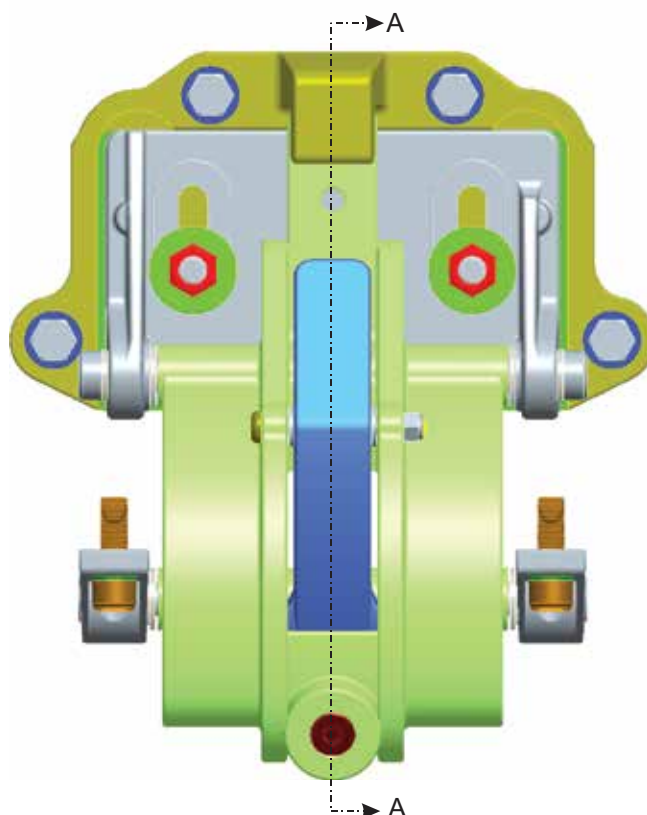
DL - DELRIN

UP - UHMW POLY

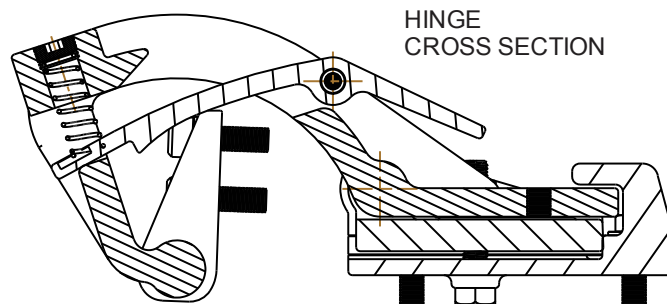
DOG ARM LIFT SPRING  
FOR VERTICAL INSTALLATION



TOP VIEW



HINGE  
CROSS SECTION



SECTION A:A

**BAIER**

Marine  
Company, Inc.

1-800-455-3917  
206-632-2441 (FAX)  
sales@baiermarine.com

## BAIER INTERNAL HINGE

INTERNAL HINGED FOR USE ON  
BFHHQ SERIES QUICK ACTING  
WITH BUILT-IN T-HANDLE

DWG. NO. 08863-106







# Low Profile Quick-Acting Hatches

---

## BFHLP20 - Watertight Hatch | Low Profile, QuickActing | Round 20" | Aluminum

These light-weight, quick-acting 4-dog models are ideal for high-traffic closures where security and ease are paramount, and/or where positive engagement must be visually verifiable at a glance. Baier™ low profile hatches are designed for applications where inside clearance is limited. Built strong for the extreme rugged requirements of the commercial and fast utility craft world-wide.

### FEATURES

#### Unique

- The low-profile unit on right is only 2.62 inches high, top to bottom!
- 4-dog, center cam actuation. Clamping pressure across 4 points of contact
- Center cam, when not engaged, pops up as visual indicator that hatch is not secured
- When engaged, cam unit is completely flush – no snags.

#### Shared With Classic HEX-Bolt Series:

- Each Baier Low Profile hatch assembly also includes an optional Drive Adapter puck which converts the hexagonal drive so hatch can be operated with any standard half inch (12.7mm) socket drive
- Built-in underside escape handle
- Drop-in replacement for standard 20" deck rings
- Cast from high-grade corrosion-resistant 356 aluminum alloy (ASTM B26)
- Secured hatch opens with standard 1 3/4" hex marine t-handle tool
- Adapter for standard 1/2" socket wrench included
- Maximum durability, stronger deck strength and impact resistance



### MATERIALS

Currently, the 4-dog BFHLP series hatch cover assemblies are available only in cast aluminum. However, the deck rings for the BFHLP are the same size as the Strongback models, and are available in galvanized mild steel or cast aluminum. Stainless Steel deck rings are available by special order.



This hatch is ABS Certified for use on ABS classed vessels or facilities by the American Bureau of shipping.



BFHLP20A/A with Cast Aluminum Deck Ring



BFHLP20A/A with Visual Verified Pop-Up Cam

When ordering please specify:

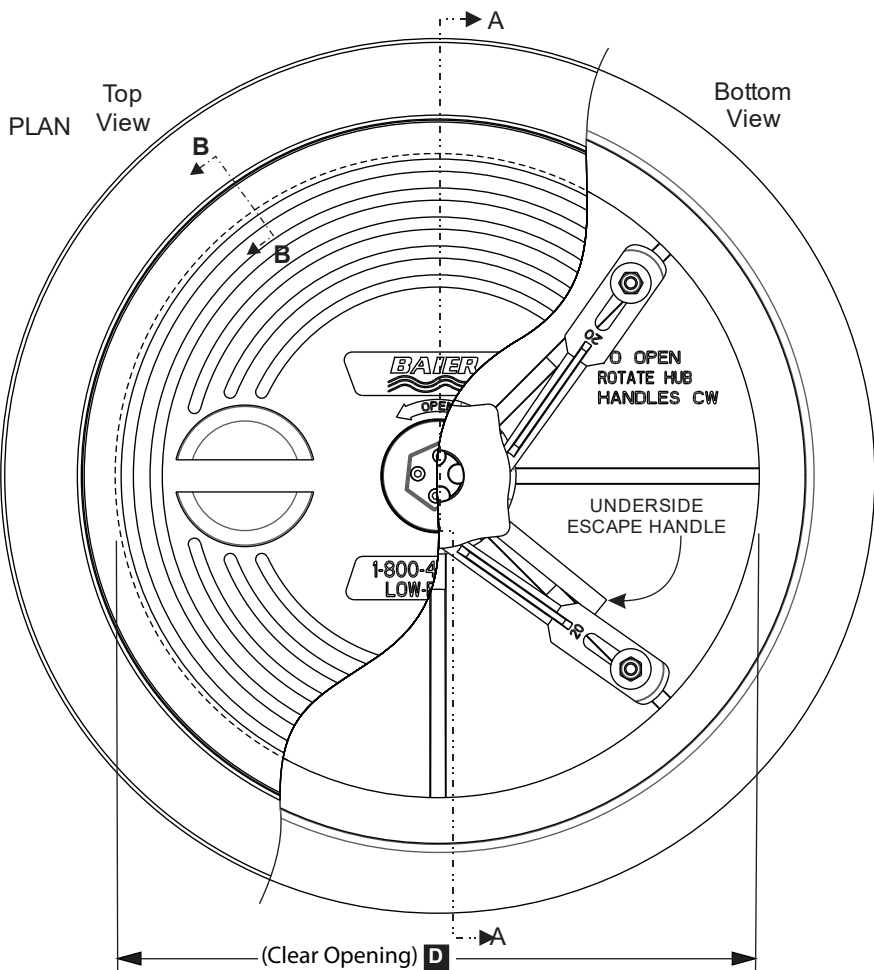
Cover Material:  
cast aluminum  
only

Ring Material:  
cast aluminum,  
galvanized steel,  
or stainless steel.



Hatch Covers Available Separately

Model Number	Material - Hatch / Deck Ring	Autocad PDF/DXF/XML
BFHLP20A/A	Aluminum / Aluminum	BFHLP20A-A
BFHLP20A/S	Aluminum / Steel	BFHLP20A-S
BFHLP20A/SS	Aluminum / Stainless Steel	



# BILL OF MATERIAL: 08864-161

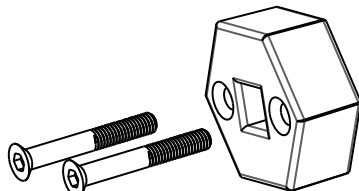
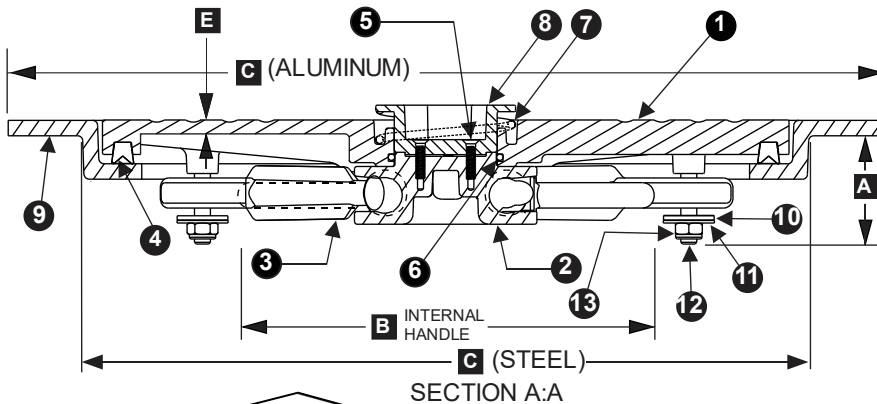
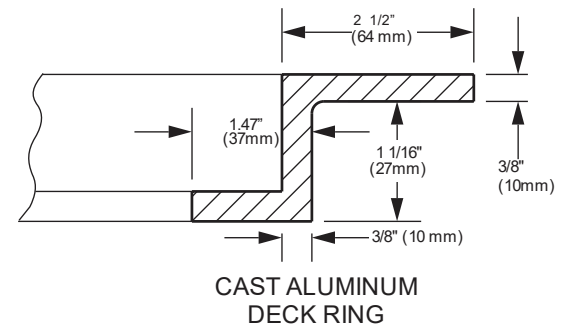
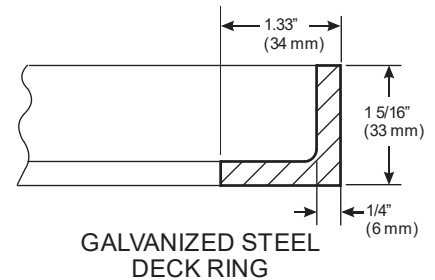
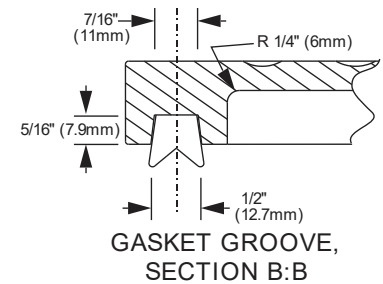
#	DESCRIPTION	MAT	P/N
1	COVER	AL	08864-250A
2	DOG HUB ASSY	AL	08864-103A
3	(4) DOG ARMS	AL	08864-209A
4	GASKET	BUNA	08864-703A
5	(4) SCREW M6 X 25mm	SS	08864-812A
6	O-RING	BUNA	08864-710A
7	SPRING	SS	08864-817A
8	HEX CAP	SS	08864-246A
9	DECK RING AL	AL	08864-210A
9	DECK RING ST	ST	08864-207A
10	(4) WASHER	UP	08864-803A
11	(4) WASHER	SS	08864-805A
12	(4) THREADED POST	SS	08864-802A
13	(4) NYLOCK NUT	SS	08864-807A
14	WRENCH	ST	08861-401A

## MATERIAL KEY

AL - ALUMINUM
ST - GALV. STEEL
SS - STAINLESS STEEL
UP - UHMW POLY
BUNA - NITRILE RUBBER



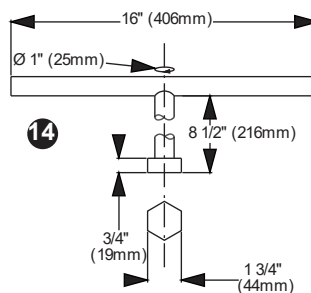
ABS Certified



PROVIDES ALTERNATIVE USE OF 1/2" DRIVE RATCHET. INSERT CAN BE INSTALLED IN HATCH OR USED AS AN ADAPTER. SCREWS PROVIDED IF ADAPTER IS INSTALLED

HATCH WEIGHTS LBS. (KGS)			
Model Number	BFHQLP20		
Material	AL	ST	
Cover	23 (10.5)	N/A	
Deck Ring	10 (4.5)	11 (5)	

Model Number	DIMENSIONS INCHES (mm)					
	A	B	C (ST)	C (AL)	D	E
BFHQLP20	2 11/16 (68)	13 (330)	22 11/16 (576)	27 3/16 (691)	20 (508)	5/16 (8)



IMPORTANT: WHEN ORDERING, PLEASE SPECIFY OUTSIDE DIAMETER (C) OR CLEAR OPENING (D). UNITS ARE IDENTIFIED BY CLEAR OPENING.



## BAIER FLUSH HATCH

LOW PROFILE  
MULTI-DOGGED  
TYPE "D" QUICK ACTING  
POSITIVE LOCK  
**MODEL BFHLP20**

DWG. 08864-161

## BFHLP15X24 - Watertight Hatch | Low Profile, QuickActing | Oval 15" X 24" | Aluminum

These light-weight, quick-acting 4-dog models are ideal for high-traffic closures where security and ease are paramount, and/or where positive engagement must be visually verifiable at a glance. Baier low profile hatches are designed for applications where inside clearance is limited. Built strong for the extreme rugged requirements of the commercial and fast utility craft world-wide.

### FEATURES

#### Unique

- The low-profile unit on right is only 2.62 inches high, top to bottom!
- 4-dog, center cam actuation. Clamping pressure across 4 points of contact
- Center cam, when not engaged, pops up as visual indicator that hatch is not secured
- When engaged, cam unit is completely flush – no snags

#### Shared With Classic HEX-Bolt Series:

- Each Baier Low Profile hatch assembly also includes an optional Drive Adapter puck which converts the hexagonal drive so hatch can be operated with any standard half inch (12.7mm) socket drive
- Built-in underside escape handle
- Drop-in replacement for standard 15" x 24" deck rings
- Cast from high-grade corrosion-resistant 356 aluminum alloy (ASTM B26)
- Secured hatch opens with standard 1 3/4" hex marine t-handle tool
- Adapter for standard 1/2" socket wrench included
- Maximum durability, stronger deck strength and impact resistance



### MATERIALS

Currently, the 4-dog BFHLP series hatch cover assemblies are available only in cast aluminum. However, the deck rings for the BFHLP are the same size as the Strongback models, and are available in galvanized mild steel or cast aluminum. Stainless Steel deck rings are available by special order.



This hatch is ABS Certified for use on ABS classed vessels or facilities by the American Bureau of shipping.



BFHLP15X24A/A with Cast Aluminum Deck Ring

BFHLP15X24A/A with Visual Verified Pop-Up Cam

When ordering please specify:

Cover Material:  
cast aluminum  
only

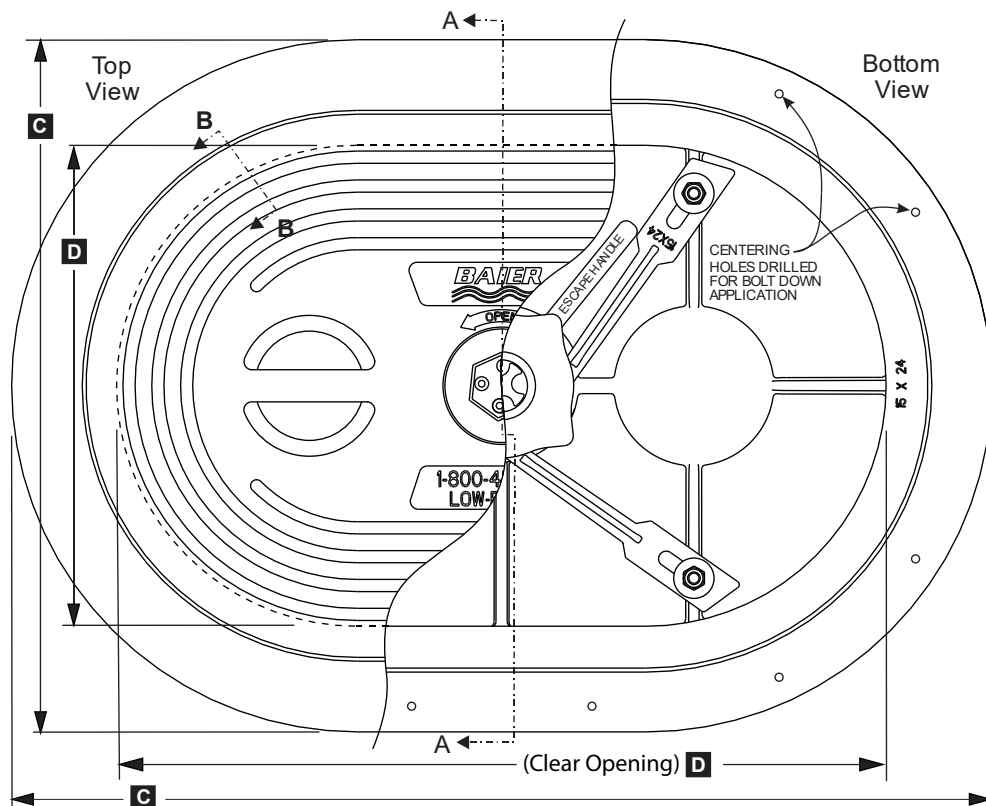
Ring Material:  
cast aluminum,  
galvanized steel,  
or stainless steel.



Hatch Covers Available Separately

Model Number	Material - Hatch / Deck Ring	Autocad PDF/DXF/XML
BFHLP15X24A/A	Aluminum / Aluminum	<a href="#">BFHLP15X24A-A DXF (ZIP)</a>
BFHLP15X24A/S	Aluminum / Steel	BFHLP15X24A-S
BFHLP15X24A/SS	Aluminum / Stainless Steel	



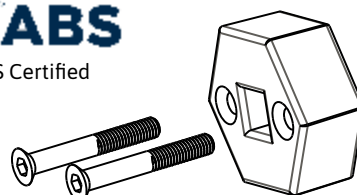
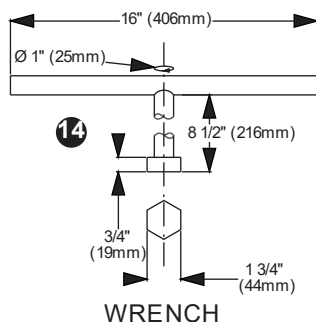
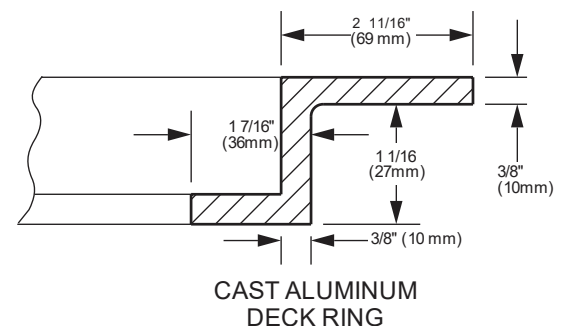
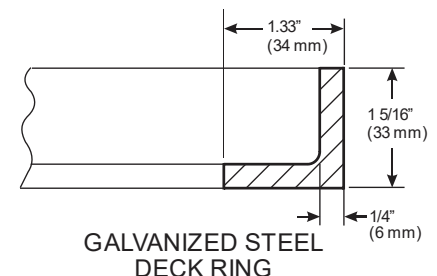
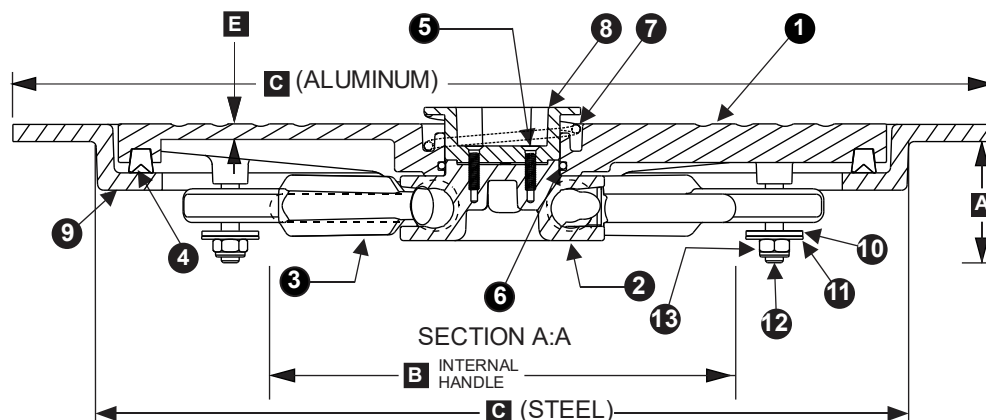
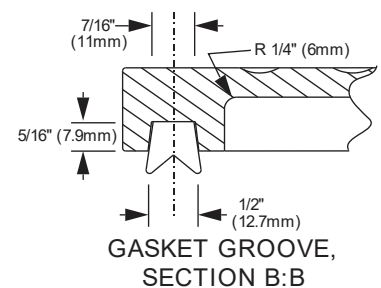


# BILL OF MATERIAL: 08864-151

#	DESCRIPTION	MAT	P/N
1	COVER	AL	08864-240A
2	DOG HUB ASSY	AL	08864-103A
3	(4) DOG ARM	AL	08864-203A
4	GASKET	BUNA	08864-701A
5	(4) SCREW M6 X 25mm	SS	08864-812A
6	O-RING	BUNA	08864-710A
7	SPRING	SS	08864-817A
8	HEX CAP	SS	08864-246A
9	DECK RING AL	AL	08861-203A
9	DECK RING ST	ST	08861-207A
10	(4) WASHER	UP	08864-803A
11	(4) WASHER	SS	08864-805A
12	(4) THREADED POST	SS	08864-802A
13	(4) NYLOCK NUT M10	SS	08864-807A
14	WRENCH	ST	08861-401A

## MATERIAL KEY

AL - ALUMINUM
ST - GALV. STEEL
SS - STAINLESS STEEL
UP - UHMW POLY
BUNA - NITRILE RUBBER



## 1/2" SOCKET DRIVE ADAPTER INCLUDED

PROVIDES ALTERNATIVE USE OF 1/2" DRIVE RATCHET. INSERT CAN BE INSTALLED IN HATCH OR USED AS AN ADAPTER. SCREWS PROVIDED IF ADAPTER IS INSTALLED

IMPORTANT: WHEN ORDERING, PLEASE SPECIFY OUTSIDE DIAMETER (C) OR CLEAR OPENING (D). UNITS ARE IDENTIFIED BY CLEAR OPENING.

HATCH WEIGHTS LBS. (KGS)			
Model Number	BFHQLP15X24		
Material	AL	ST	
Cover	23 (10.5)	N/A	
Deck Ring	9 (4.1)	12 (5.4)	

Model Number	DIMENSIONS INCHES (mm)				
	A	B	C (AL)	C (ST)	D
BFHLP15X24	2 11/16 (68)	13 (330)	30 7/16 x 21 9/16 (777 x 548)	26 5/8 x 17 5/8 (676 x 448)	24 x 15 (610 x 381)

**BAIER**  
Marine Company, Inc.

1-800-455-3917  
206-632-2441 (FAX)  
sales@baiermarine.com

**BAIER FLUSH HATCH**  
LOW PROFILE  
MULTI-DOGGED  
TYPE "D" QUICK ACTING  
POSITIVE LOCK  
**MODEL BFHLP15X24**

DWG. 08864-151



## BFHLP24X24 - Watertight Hatch | Low Profile, QuickActing | Square 24" X 24" | Aluminum

These light-weight, quick-acting 4-dog models are ideal for high-traffic closures where security and ease are paramount, and/or where positive engagement must be visually verifiable at a glance. Baier™ low profile hatches are designed for applications where inside clearance is limited. Built strong for the extreme rugged requirements of the commercial and fast utility craft world-wide.

### FEATURES

#### Unique

The low-profile unit on right is only 2.62 inches high, top to bottom!

- 4-dog, center cam actuation. Clamping pressure across 4 points of contact
- Center cam, when not engaged, pops up as visual indicator that hatch is not secured
- When engaged, cam unit is completely flush – no snags

#### Shared With Classic HEX-Bolt Series:

- Each Baier Low Profile hatch assembly also includes an optional Drive Adapter puck which converts the hexagonal drive so hatch can be operated with any standard half inch (12.7mm) socket drive
- Built-in underside escape handle
- Drop-in replacement for standard 24" x 24" deck rings
- Cast from high-grade corrosion-resistant 356 aluminum alloy (ASTM B26)
- Secured hatch opens with standard 1 3/4" hex marine t-handle tool
- Adapter for standard 1/2" socket wrench included
- Maximum durability, stronger deck strength and impact resistance



### MATERIALS

Currently, the 4-dog BFHLP series hatch cover assemblies are available only in cast aluminum. However, the deck rings for the BFHLP are the same size as the Strongback models, and are available in galvanized mild steel or cast aluminum. Stainless Steel deck rings are available by special order.



This hatch is ABS Certified for use on ABS classed vessels or facilities by the American Bureau of shipping.



BFHLP24X24A/A with Cast Aluminum Deck Ring

BFHLP24X24A/A with Visual Verified Pop-Up Cam

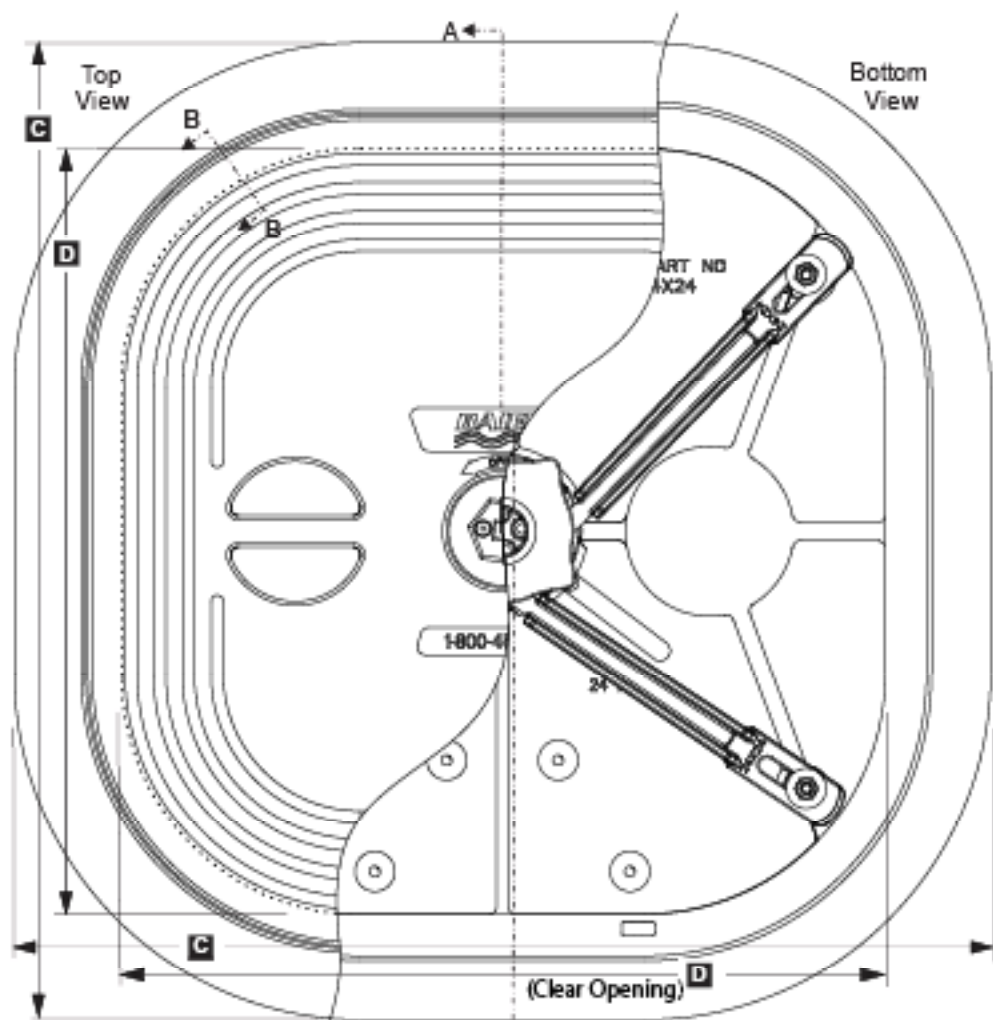
When ordering, please specify:

Cover Material:  
cast aluminum  
only  
Ring Material:  
cast aluminum,  
galvanized steel,  
or stainless steel.



Hatch Covers Available Separately

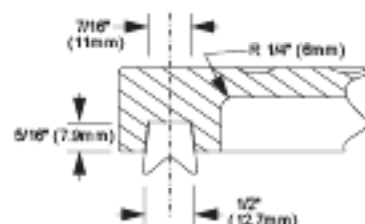
Model Number	Material - Hatch / Deck Ring	Autocad PDF/DXF/XML
BFHLP24X24A/A	Aluminum / Aluminum	BFHLP24X24A-A
BFHLP24X24A/S	Aluminum / Steel	BFHLP24X24A-S
BFHLP24X24A/SS	Aluminum / Stainless Steel	BFHLP24X24A-SS



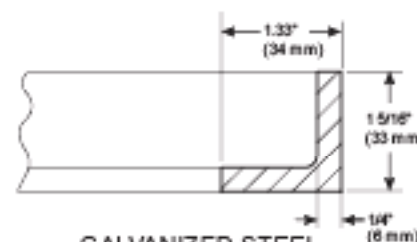
# **BILL OF MATERIAL: 08864-171**

#	DESCRIPTION	MAT	P/N
1	COVER	AL	08864-271A
2	DOG HUB ASSY	AL	08864-103A
3	(4) DOG ARM	AL	08864-242A
4	GASKET	BUNA	08864-704A
5	(4) SCREW M6 X 25mm	SS	08864-812A
6	O-RING	BUNA	08864-710A
7	SPRING	SS	08864-817A
8	HEX CAP	SS	08864-245A
9	DECK RING AL	AL	08861-243A
9	DECK RING ST	ST	08861-247A
10	(4) WASHER	UP	08864-803A
11	(4) WASHER	SS	08864-805A
12	(4) THREADED POST	SS	08864-802A
13	(4) NYLOCK NUT M10	SS	08864-807A
14	WRENCH	ST	08861-401A

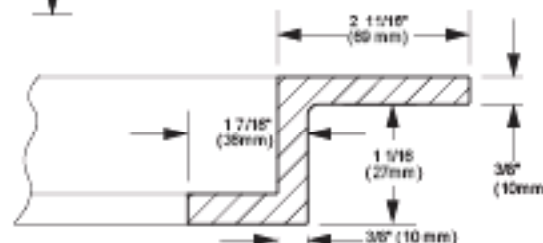
MATERIAL KEY	
AL - ALUMINUM	
ST - GALV. STEEL	
SS - STAINLESS STEEL	
UP - UHMW POLY	
BUNA - NITRILE RUBBER	



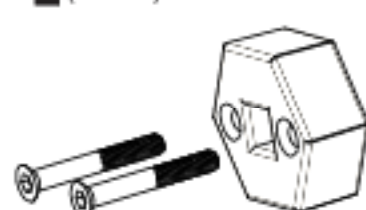
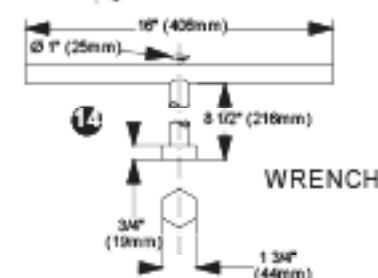
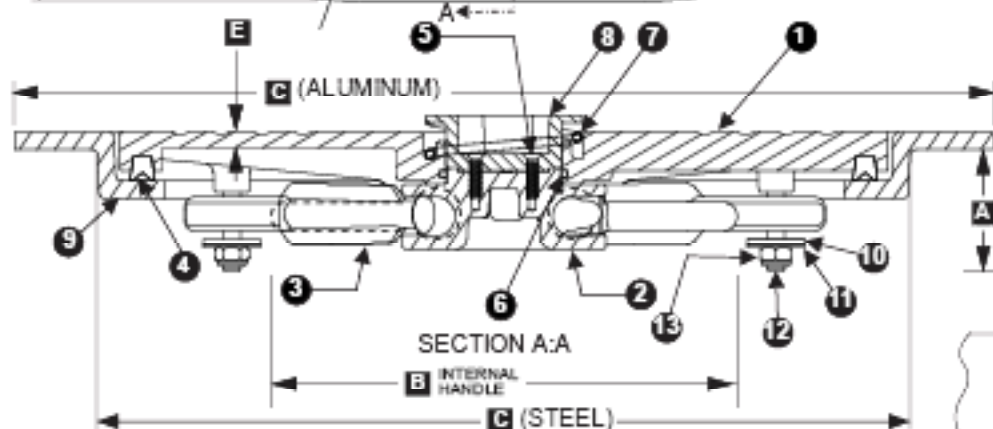
**GASKET GROOVE, SECTION B:B**



**GALVANIZED STEEL DECK RING**



**CAST ALUMINUM DECK RING**



**1/2\"/>**

PROVIDES ALTERNATIVE USE OF 1\"/>

IMPORTANT: WHEN ORDERING, PLEASE SPECIFY OUTSIDE DIAMETER (C) OR CLEAR OPENING (D). UNITS ARE IDENTIFIED BY CLEAR OPENING.

HATCH WEIGHTS LBS. (KGS)		
Model Number	BFHLP24X24	
Material	AL	ST
Cover	50 (22.7)	N/A
Deck Ring	12 (5.4)	15 (6.8)

Model Number	DIMENSIONS INCHES (mm)					
	A	B	C (AL)	C (ST)	D	E
BFHLP24X24	2 11/16 (68)	13 (330)	30 7/16 x 30 7/16 (777 x 777)	26 5/8 x 26 5/8 (676 x 676)	24 x 24 (610 x 610)	5/16 (8)



**BAIER FLUSH HATCH**  
 LOW PROFILE  
 MULTI-DOGGED  
 TYPE "D" QUICK ACTING  
 POSITIVE LOCK  
**MODEL BFHLP24X24**

DWG. 08864-171

